



STATISTICS FROM
THE FINNISH CENTRE FOR PENSIONS



Earnings-related pension recipients in Finland 2019

Finnish Centre for Pensions
Official Statistics of Finland
Social Protection 2020

This statistical publication provides information on private and public sector benefits payable under statutory earnings-related pension provision and classified by the EU as Pillar I benefits. The earnings-related pension system covers all workers and self-employed persons whose gainful employment exceeds the minimum requirements laid down by law.

Statistics on earnings-related pension recipients in Finland have been published since 1996. Since 2005 they have been incorporated as part of the Official Statistics of Finland.



Finnish Centre for Pensions
ELÄKETURVAKESKUS

www.etk.fi/statistics | Finnish Centre for Pensions statistical database

Publication compiled by Heidi Nyman.

ISSN 1796-0479 Official Statistics of Finland

ISSN 2343-3558 Statistics from the Finnish Centre for Pensions

ISSN 2670-3904 Earnings-related pension recipients in Finland

Photos: Gettyimages

Earnings-related pension recipients in Finland 2019

Contents

Pension recipients	3
New retirees	11
Size of pension	18
Pension recipients abroad	21
Pension expenditure	23

Pension recipients

All earnings-related pension recipients

More than 1.5 million earnings-related pension recipients

At year-end 2019 earnings-related pensions were paid out to 1,512,000 persons, 35,000 of whom lived abroad. Women accounted for 831,000 (55%) and men for 681,000 (45%) of all earnings-related pensioners.

The overall number of earnings-related and national pension recipients in 2019 totalled 1,612,000, 94 per cent of whom had an earnings-related pension. Earnings-related pension recipients include all who receive a pension from the private or public sector.




1,512,000

**EARNINGS-RELATED
PENSION RECIPIENTS**

94%

**OF ALL PENSION
RECIPIENTS HAVE
AN EARNINGS-
RELATED PENSION**



Among earnings-related pension recipients, 1,474,000 persons received a pension in their own right and 261,000 a survivors' pension.

The former comprise those with an old-age, disability, part-time or farmers' special pension. Survivors' pension recipients included 248,000 surviving spouses and 12,000 children. Among those who received a surviving spouse's pension, 222,000 persons additionally had a pension in their own right.

Statistics on earnings-related pension recipients since 1981

Statistics on earnings-related pension recipients and all pension recipients in Finland have been published since 1981.¹ In 1981 earnings-related pensions were paid out to 712,000 persons, while the total number of pension recipients stood at 1,017,000. At this point recipients of an earnings-related pension accounted for 70 per cent of all pension recipients.

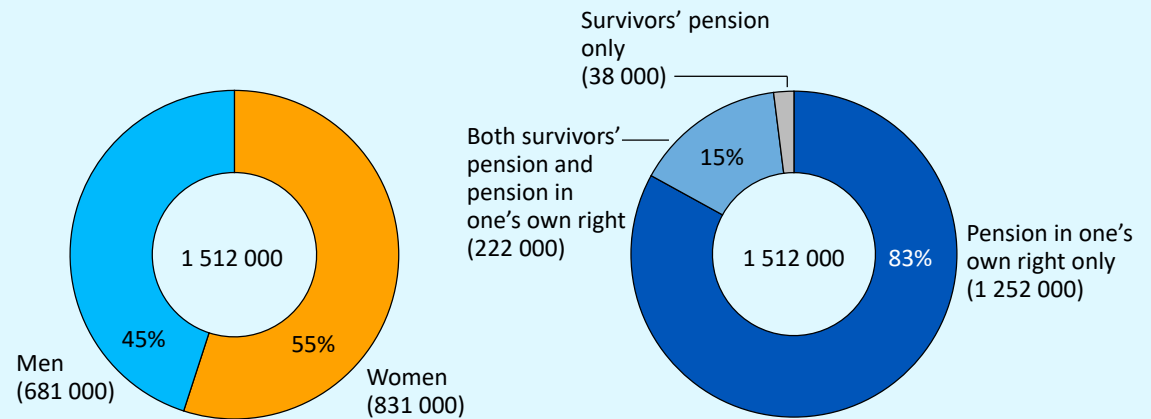
In the past 40 years, the number of pension recipients overall has risen by 600,000 and the number of earnings-related pension recipients even more, by 800,000. As the earnings-related



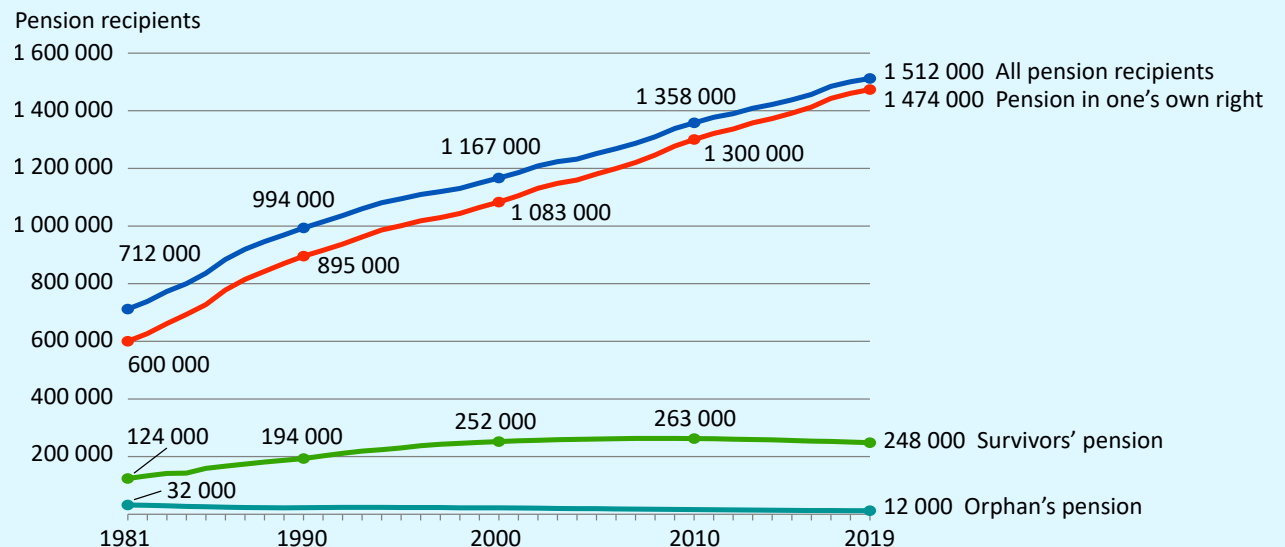
Statistics on pension recipients have been published since 1981.

¹ [Statistics on Pensioners in Finland](#)

All earnings-related pension recipients at 31 Dec. 2019



All earnings-related pension recipients in 1981–2019



[Data in statistical database](#)

[Year-by-year changes in pension system](#)

pension system has matured, more and more pension recipients have become eligible to receive an earnings-related pension and the numbers who depend on a national pension only have decreased.

Rising number of own-right pension recipients driving increase in earnings-related pension recipients

In 1981 some 600,000 persons claimed a pension in their own right under the earnings-related pension system. These pensions were the old-age, disability, unemployment and farmers' special pension.

New flexible pension benefits in the form of an individual early retirement pension and an early old-age pension were introduced in the private sector in 1986, followed by the introduction of a part-time pension in 1987. The public sector followed suit in 1989.

The new pension benefits brought a marked increase in the rate of retirement before the standard age. Unemployment pensions, first introduced in 1971, were granted in large numbers in the 1980s and 1990s. In 2005 the standard retirement age of 65 was replaced by a flexible retirement age between 63 and 68 years.

The unemployment pension and flexible pension benefits have been phased out from the early 2000s. In 2019 the only remaining benefits being paid out were part-time pensions. The last part-time pension payments will be made in 2023.



In different years there have been different benefit options for retirement on an earnings-related pension. Population ageing and increasing life expectancy have brought a sharp increase in the number of old-age pensions and in their share of all pensions in one's own right. In 1981 there were 389,000 recipients of an earnings-related old-age pension, accounting for 65 per cent of all own-right pension recipients. The figures for 2019 were 1,338,000 and 91 per cent, respectively.

Number of earnings-related survivors' pensions on the decline

The number of orphan's pension recipients has fallen almost every year from 1981 to 2019. In 1981 the figure stood at 32,000, by 2019 it was down to 12,000. The number of survivors' pension recipients increased from 1981 through to 2009, but since then it has been declining, albeit slowly. In 2019 there were 248,000 survivors' pension recipients.

All recipients of a pension in one's own right

The number who received an earnings-related pension in one's own right at year-end 2019 was 1,474,000, of whom 804,000 (55%) were women and 670,000 (45%) men.

Women outnumber men in all pension benefit categories

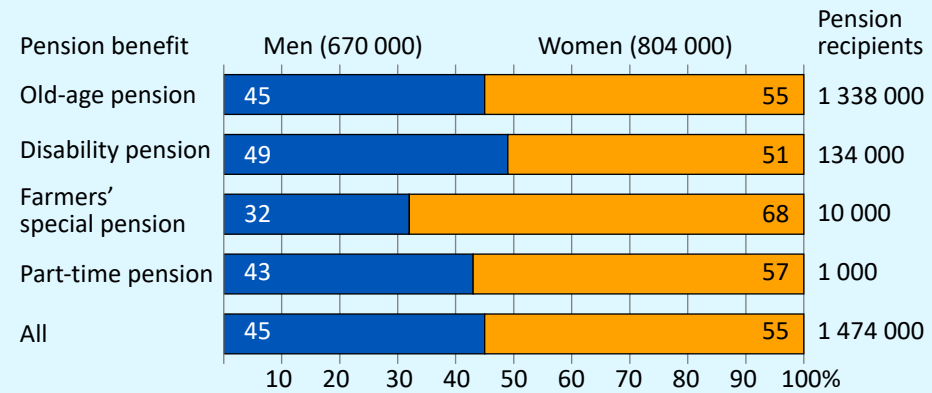
The number of earnings-related pension recipients with an old-age pension at year-end 2019 was 1,338,000, of whom 55 per cent were women. There were 134,000 disability pension recipients, of whom women accounted for just over half (51%). The number receiving a farmers' special pension (farm closure pension or farmers' early retirement aid) was 10,000; women accounted for two thirds of them. Women accounted for 57 per cent of part-time pension recipients (1,000).

Over four fifths of own-right pension recipients aged over 65

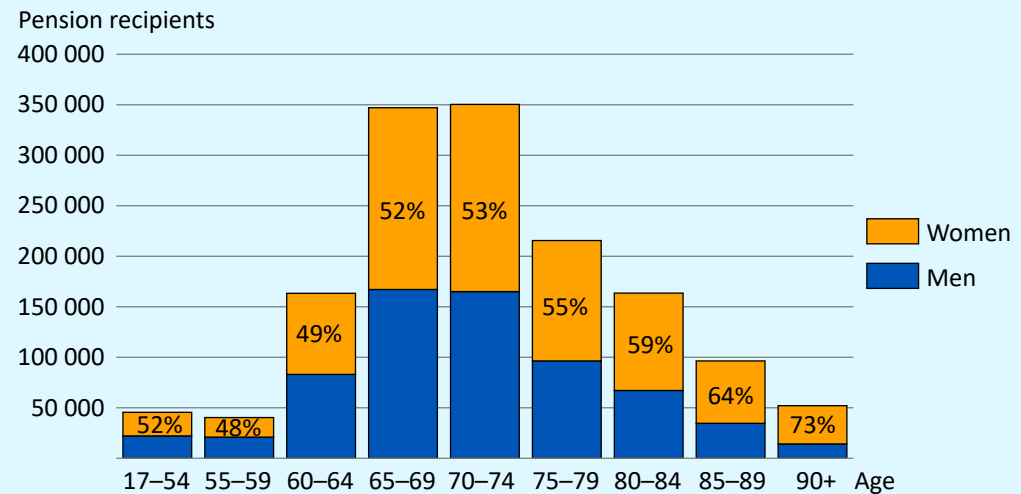
More than four fifths or 83 per cent of all recipients of a pension in one's own right were aged 65 or over. The largest five-year age groups were 65–69 and 70–74, with some 350,000 earnings-related pension recipients in each. The number of pension recipients was third highest in the age group 75–79 at 216,000. The number of pension recipients aged over 90 was around 52,000, or 4 per cent of all recipients of a pension in one's own right.

Among recipients of a pension in one's own right, men outnumbered women only in age group

Recipients of an earnings-related pension in one's own right by pension benefit and gender at 31 Dec. 2019



Recipients of an earnings-related pension in one's own right by age and gender at 31 Dec. 2019



[Data in statistical database](#)

55–64, where they accounted for just over half. The share of women increases towards older age groups. Among pension recipients aged 85–89,

women accounted for almost two thirds (64%) and among those aged over 90 for almost four fifths (73%).

Old-age pension recipients

At year-end 2019 the number of old-age pension recipients (excluding partial old-age pensions) under the earnings-related pension system was 1,314,000, of whom 590,000 were men and 724,000 women. The average age of old-age pension recipients was 74.5 years, for men 73.6 years and for women 75.2 years.

Three fifths of old-age pension recipients aged under 75

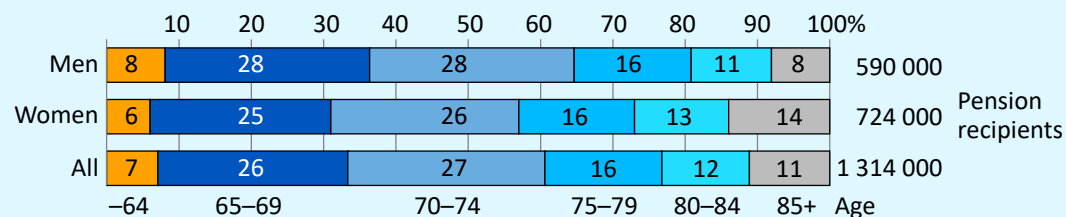
Over half (53%) of all old-age pension recipients in 2019 were aged 65–74, and 7 per cent were under 65. In other words, 60 per cent or three-fifths of old-age pension recipients were relatively young, under 75 years of age. Among men the proportion of those under 75 was 63 per cent and among women 57 per cent.

The age group 75–84 accounted for 28 per cent of old-age pension recipients. This figure was almost the same for men and women. Around one in ten (11%) old-age pension recipients were over 85. The proportion was higher for women (14%) than for men (8%).



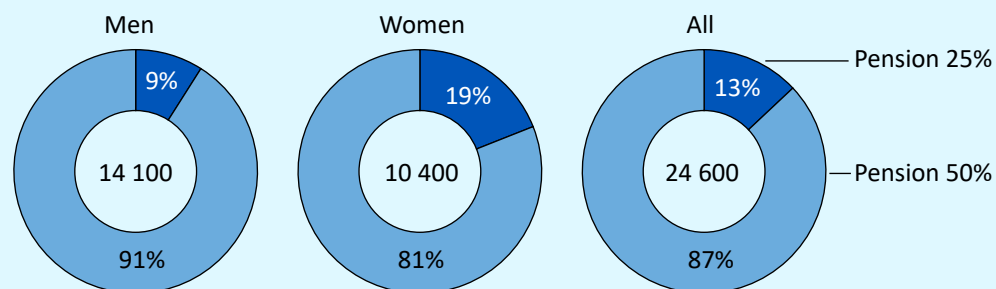
The average age of old-age pensioners was 74.5 years.

Recipients of an earnings-related pension in one's own right by age and gender at 31 Dec. 2019



Excludes recipients of a partial old-age pension.

Persons drawing a partial old-age pension at 31 Dec. 2019



[Data in statistical database](#)

Majority drew partial old-age pension at 50 per cent rate

The option to retire on a [partial old-age pension](#) was introduced from the beginning of 2017. Pension applicants can claim either 25 or 50 per cent of their accrued monthly pension. The number of earnings-related pension recipients drawing a partial old-age pension at year-end 2019 was

24,600 (14,100 or 58% men and 10,400 or 42% women). Among men 91 per cent and among women 81 per cent had chosen to claim their partial pension at 50 per cent rate.



Disability pension recipients

Number of disability pension recipients down by 83,000 in 10 years

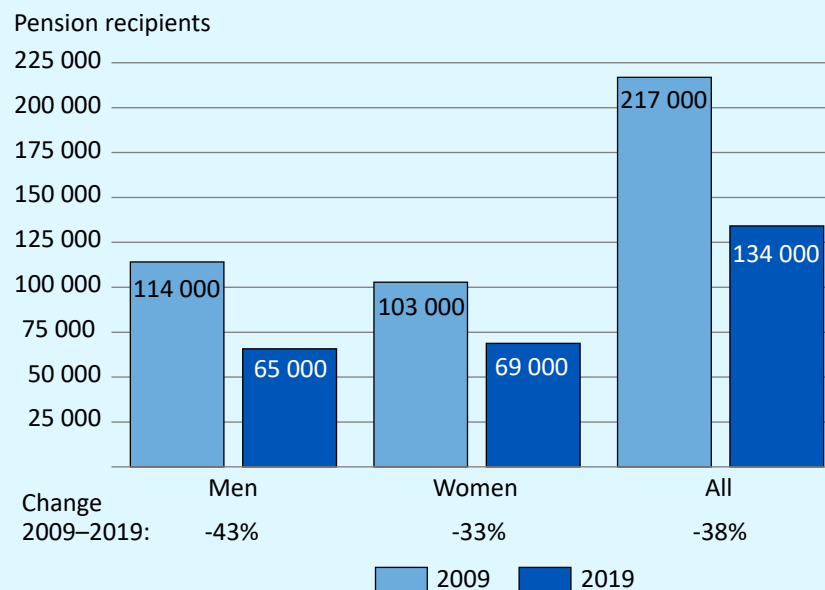
Some 134,000 persons received a disability pension at the end of 2019. In the past 10 years this figure has dropped by 83,000 or 38 per cent. For men the figure is down by 43 per cent and for women by 33 per cent.

The relative shares of men and women have also changed. In 2009 men outnumbered women among disability pension recipients, but in 2019

the opposite was true: the number of women with a disability pension was 69,000 and the corresponding number of men 65,000.



Earnings-related disability pension recipients in 2009 and 2019 by gender



[Data in statistical database](#)

Types of disability pension

A disability pension may be granted until further notice or for a fixed term in the form of a cash rehabilitation benefit. Both may be awarded to the amount of a full pension or a partial pension. Years-of-service pensions came on stream in 2018, but the number of recipients remains very low.

Of all disability pensions in force in 2019, 112,000 (83%) were awarded until further notice and 22,000 (17%) were cash rehabilitation benefits. The number of disability pensions awarded to the amount of a full pension was 111,000 (82%), the number awarded to the amount of a partial pension 23,000 (18%).

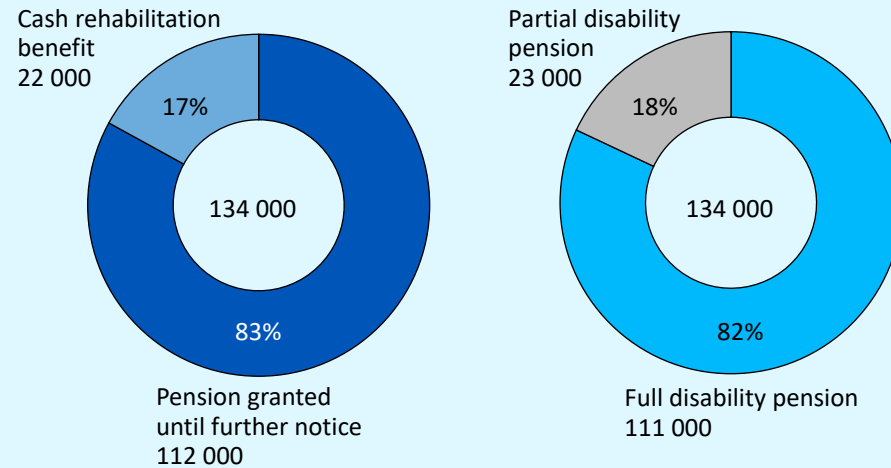
Two thirds of all disability pension recipients aged over 55

Two thirds of all disability pension recipients were aged over 55 in 2019, while 28 per cent were aged 55–59 and 39 per cent were over 60. Three per cent of disability pension recipients were under age 35.

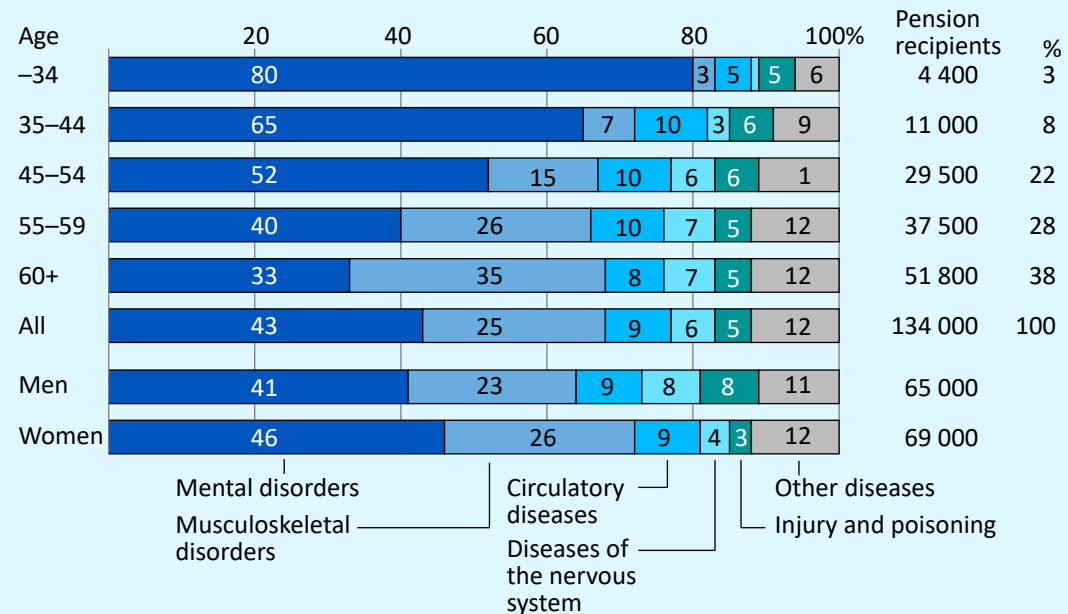
More than 40 per cent of disability pensions granted on mental health grounds

The number of persons retired due to mental or behavioural disorders at year-end 2019 was 58,000. This was 43 per cent of all disability pension recipients. The proportion for women was 46 per cent and for men 41 per cent. Mental disorders were by far the most common cause of disability retirement.

Recipients of an earnings-related disability pension at 31 Dec. 2019



Recipients of an earnings-related disability pension by age, gender and main disease category at 31 Dec. 2019



[Data in statistical database](#)

Another major reason were musculoskeletal disorders (33,000), which accounted for one quarter of all disability pensions. The shares for all other main disease categories were less than 10 per cent.

Four fifths of disability pension recipients under age 35 retired on mental health grounds

The younger the age group of disability pension recipients, the higher the proportion of disability pensions granted for mental disorders. Mental disorders accounted for 80 per cent of disability pensions in the age group under 35.

In age group 35–44 the corresponding figure was 65 per cent and in age group 45–54 it was 52 per cent. In age group 55–59 mental disorders were still the single largest category (40%), but musculoskeletal diagnoses were also a common cause of disability retirement (26%). In the age group over 60 both these disease categories accounted for around one third of disability pensions.

More than 25,000 retired because of depression

In 2019 the number of persons receiving a disability pension on grounds of depression was 25,400. Depression accounted for 44 per cent of all disability pensions awarded due to mental disorders. Depression was a far more common cause of disability among women (15,800) than men (9,500).

Survivors' pension recipients

In 2019 survivors' pensions were paid out under the earnings-related pension system to 248,000 surviving spouses and 12,000 children. Female surviving spouses numbered 208,000 (84%) and male surviving spouses 41,000 (16%).

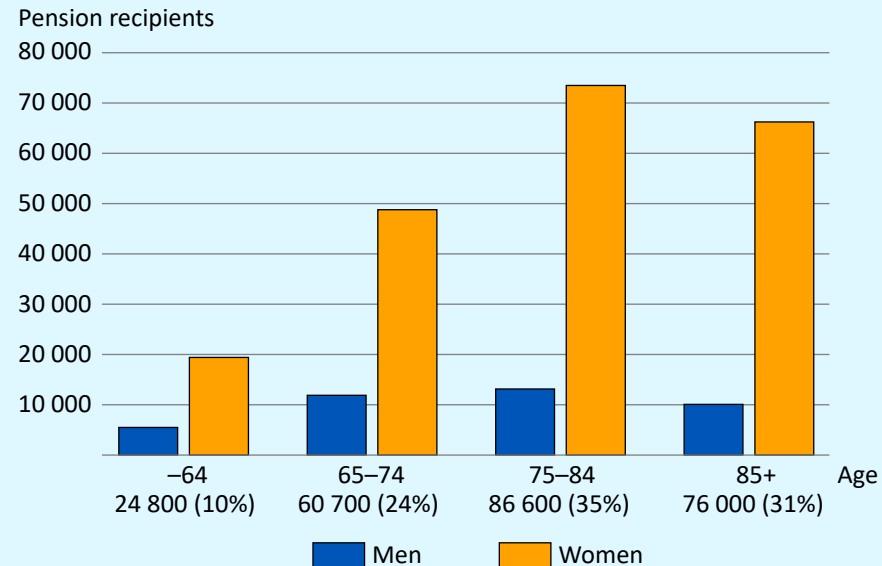
Recipients of surviving spouse's pensions older

Two thirds of recipients of a surviving spouse's pension were over 75 years of age. Surviving spouses aged 75–84 accounted for 35 per cent and older surviving spouses for 31 per cent. One in ten recipients of a surviving spouse's pension was under age 65.

The number of persons with a surviving spouse's pension has been on a slow downward trajectory since 2006. This is due to the falling number of women receiving a surviving spouse's pension. The number of male recipients, on the other hand, has been rising year on year, albeit slowly.

Men gained eligibility to a survivors' pension in connection with the 1990 reform of survivors' pensions. At the same time, the surviving spouse's pension was adjusted to reflect the financial loss caused by the spouse's death, with the surviving spouse's own income taken into account when calculating their pension.

Recipients of an earnings-related survivors' pension by age and gender at 31 Dec. 2019



[Data in statistical database](#)

New retirees

New retirees on an earnings-related pension in 2004–2019

Before the [2005 pension reform](#), just under 60,000 persons retired on an earnings-related pension each year. The 2005 reform included the introduction of a flexible retirement age between 63 and 68 instead of the standard age of 65. In 2005 the number of new retirees jumped to 67,000 as a result of the increasing numbers transitioning into old-age retirement.

The number of new retirees dipped in 2006 but then increased through to 2009 as baby boomers headed into retirement. At this point the number of new retirees on an earnings-related pension reached a record of around 80,000. The figure then remained steadily at around 70,000 until 2017.



80,000

RECORD NUMBER OF
NEW RETIREES
IN 2009



In the past couple of years the number of new retirees on an earnings-related pension has declined. This has been due to the falling number of new old-age retirees, which in turn is mainly explained by the rising retirement age.

At the same time the number of new disability retirees has slightly increased. In 2014–2017 the annual number of new retirees on a disability pension averaged around 18,700, but in 2018 and 2019 the figure edged up to around 20,000. All told, there were 65,000 new retirees in 2019.

Only around one in three retired on an old-age pension in the early 2000s

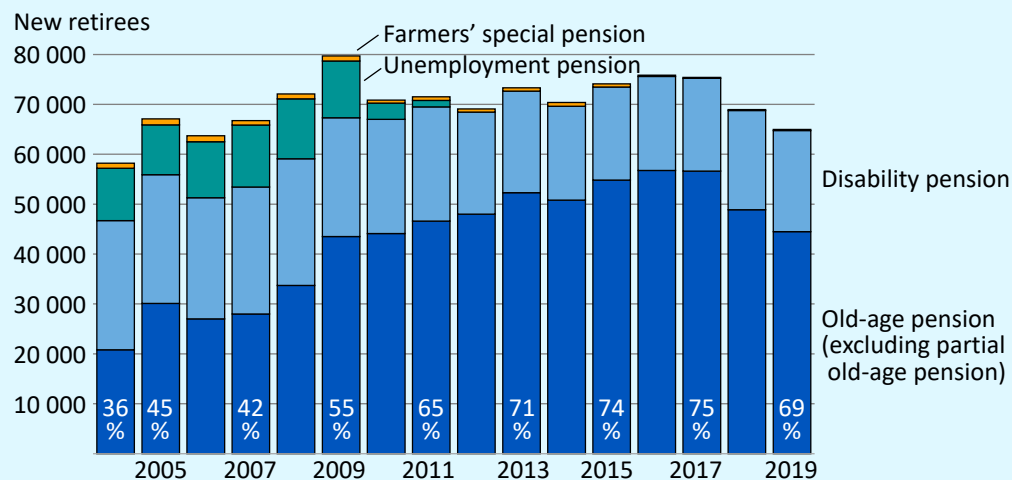
In the early 2000s the main route to retirement was through a disability pension. Unemployment pension was also still an option at the time.

In 2004 the number of new retirees on a disability pension was 26,000, on an unemployment pension 10,000 and on an old-age pension 20,000. In other words, only around one in three new retirees on an earnings-related pension retired on an old-age pension.



In the early 2000s the main route to retirement was through a disability pension. Only around one in three retired on an old-age pension.

New retirees on an earnings-related pension in 2004–2019 by pension benefit



[Data in statistical database](#)

The number and proportion of new old-age retirees jumped in 2005 when the earliest age of eligibility to old-age pension was lowered to 63 years. Other contributing factors included the phasing out of unemployment pensions and the declining number of new disability retirees.

The proportion of new old-age retirees peaked in 2016 and 2017 when three quarters of all retirees on an earnings-related pension moved into old-age retirement. In 2019 the corresponding proportion was 69 per cent.

69%

**OF NEW RETIREES IN 2019
RETIRED ON AN OLD-AGE
PENSION**

New retirees on an old-age pension

In 2019 the number of new retirees on an old-age pension reached 44,500 (of whom 23,000 or 52% were women and 21,000 or 48% were men). Persons choosing to take payment of a partial old-age pension are not included in the figures for all new old-age retirees; they are only included in the statistics for new retirees in the year when they retire on a full old-age pension or when they begin to receive a disability pension.

One half retired on an old-age pension at age 63

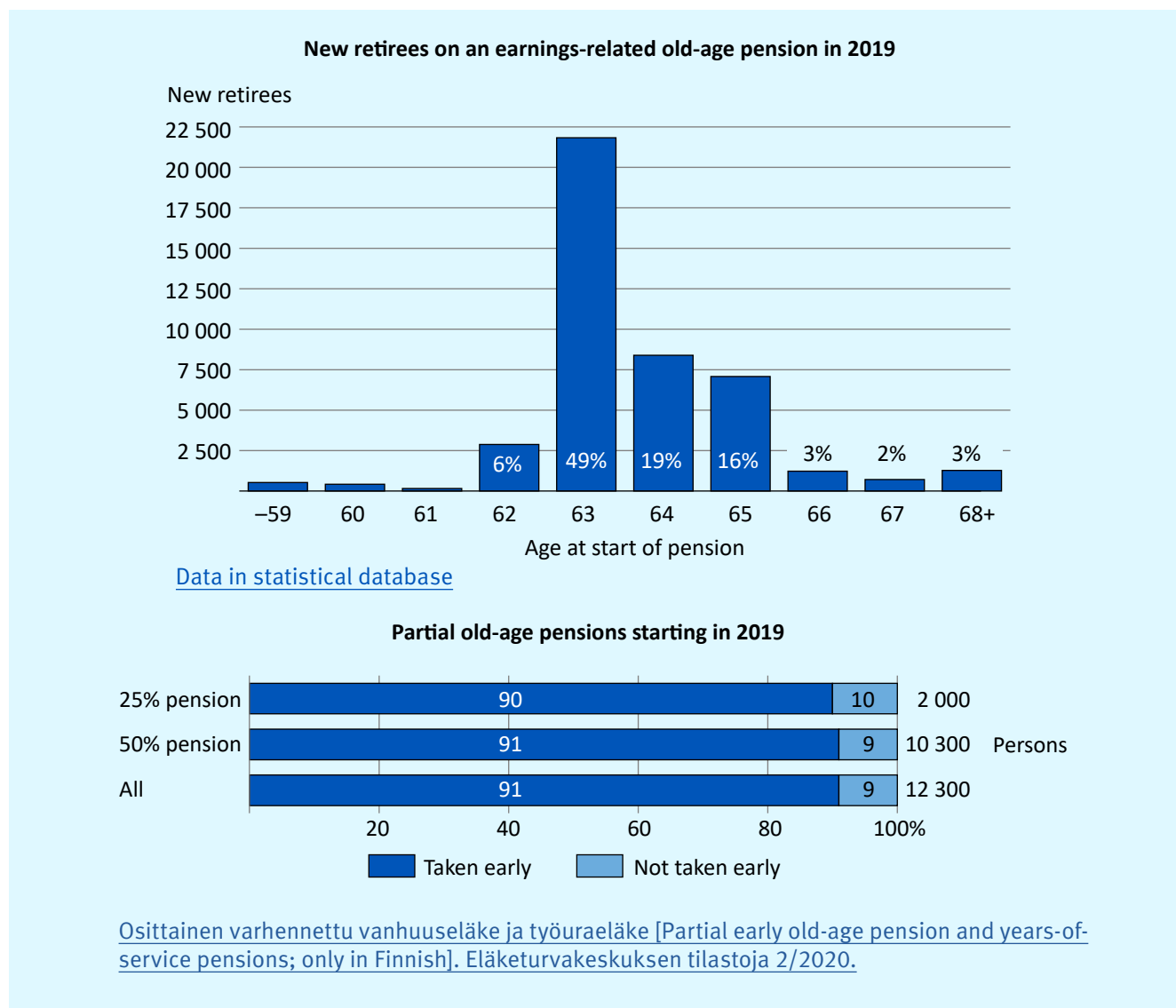
In 2019 roughly half (49%) of all new retirees on an old-age pension retired at age 63; among men the figure was 52 per cent and among women 46 per cent.

The next most common retirement ages were 64 years (19%) and 65 years (16%). Those who retired at age 68 or older accounted for 3 per cent of all new old-age retirees. The average age of new retirees on an old-age pension in 2019 was 64 years.

Number choosing to take a partial old-age pension reaches 12,300

In 2019, there were a total of 12,300 new recipients of a partial old-age pension (7,000 or 57% were men and 5,300 or 43% were women).

The majority or 10,300 (84%) chose to take out 50 per cent of their accrued monthly pension. Among men the proportion choosing this option was 89 per cent and among women 77 per cent.



Partial old-age pensions taken early, before the age of eligibility for the age group concerned, will be subject to an early retirement reduction. Some 90 per cent of all partial old-age pensions starting in

2019 were taken early. This applied to both 25 per cent and 50 per cent rate pensions.



New retirees on a disability pension

The total number of new disability retirees in 2019 was 20,300. Over half of the pensions (57%) were fixed-term cash rehabilitation benefits.

The number of cash rehabilitation benefits as a proportion of all starting disability pensions has clearly increased in the past 10 years. In 2009 cash rehabilitation benefits accounted for 44 per cent of all starting disability pensions.

Women outnumbered men among new disability retirees

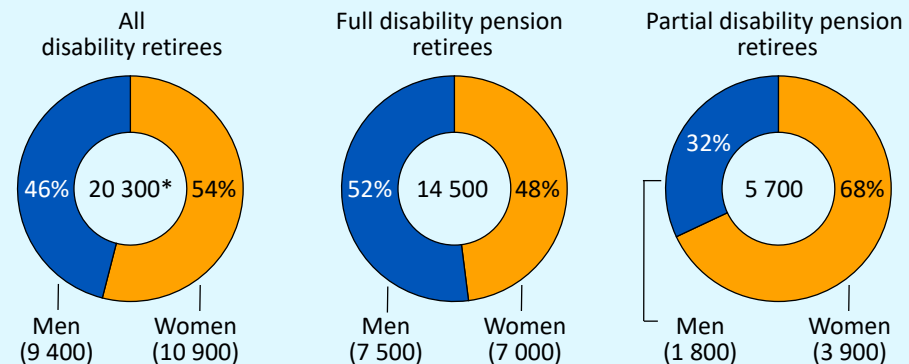
There were 10,900 (54%) female disability retirees and 9,400 (46%) male disability retirees

in 2019. Women have not always outnumbered men, however. In the 1990s and even in the 2000s the number of male disability retirees was higher than the corresponding number of women.

In 2011 and 2012 the gender balance was equal. Since then women have outnumbered men, and the difference has in fact slightly widened year on year.

In 2019 there were 5,700 new retirees on a partial disability pension. Over two thirds of them (68%) were women. The number retiring on a full disability pension was 14,500, of whom just over half (52%) were men.

New retirees on an earnings-related disability pension in 2019 by gender



*Includes new retirees on a years-of-service pension (27 persons).

[Data in statistical database](#)

Retirement on a partial disability pension on the increase

In 2009 retirees on a partial disability pension accounted for less than one fifth (18%) of all new disability retirees. Ten years later in 2019 the figure was 10 percentage points higher at 28 per cent.

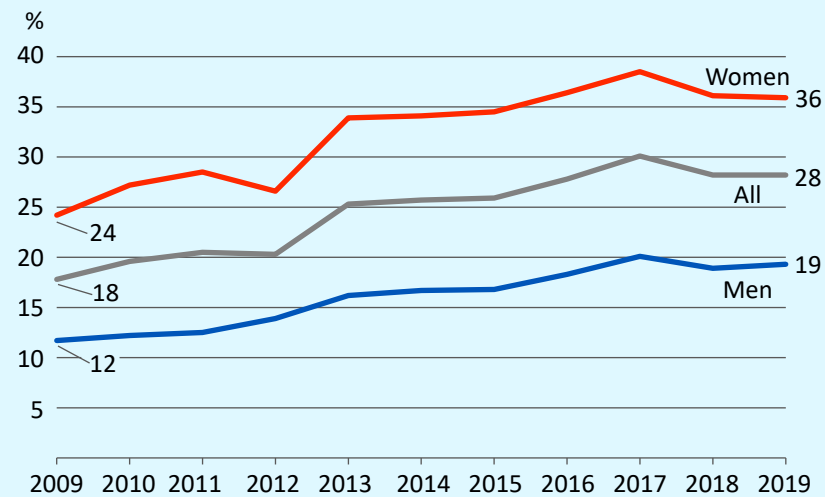
This proportion has increased more sharply among women than men. While in 2009 one quarter (24%) of women retired on a partial disability pension, the proportion in 2019 was more than one third (36%). Among men the proportion of partial disability pensions has risen from 12 per cent to 19 per cent.

Partial disability retirees older than retirees on a full pension

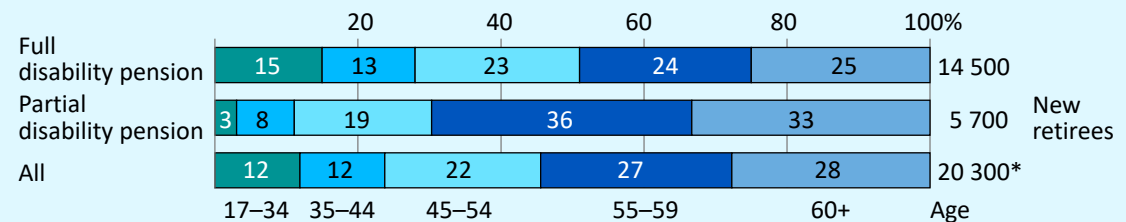
In 2019 the average age of all new disability retirees was 52 years. The average age of persons retiring on a full pension was 50 years, for those retiring on a partial disability pension it was 55 years.

Over two thirds (69%) of new partial disability retirees were aged over 55. Persons aged 55–59 accounted for 36 per cent and those over 60 for 33 per cent. Among new retirees on a full pension, age groups 55–59 and those over 60 both accounted for one quarter, in other words making up one half. Persons under 35 accounted for 15 per cent of all retirees on a full pension but for only 3 per cent of those retiring on a partial disability pension.

Partial disability retirees in 2009–2019 as a proportion of all new retirees on an earnings-related disability pension by gender



New retirees on an earnings-related disability pension in 2019 by age



*Includes new retirees on a years-of-service pension (27 persons).

[Data in statistical database](#)

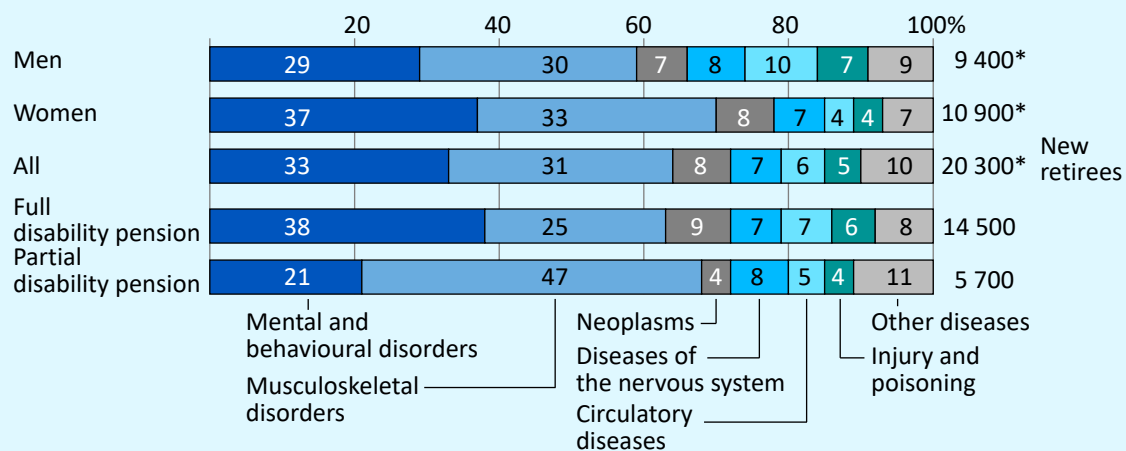
Mental disorders most common cause of disability retirement for the first time

Statistics on disability retirement under the earnings-related pension system have been compiled since 1996. In 2019 mental and behavioural disorders were the most common cause of retirement on a disability pension for the first time. In previous years it was more common to retire due to musculoskeletal disorders.

The number of persons retiring on mental health grounds was 6,700 (33%), while the number for musculoskeletal disorders was 6,300 persons (31%). The figures for all other main disease categories were less than 10 per cent.

Retirement on mental health grounds was by far more common among women (37%) than men (29%). Musculoskeletal disorders accounted for 33 per cent of women's and for 30 per cent of men's disability retirement.

New retirees on an earnings-related disability pension in 2019 by main disease category



*Includes new retirees on a years-of-service pension (27 persons).

[Data in statistical database](#)



In 2019 mental and behavioural disorders were the most common cause of disability retirement for the first time.

6,700

RETIRED ON A DISABILITY PENSION ON MENTAL HEALTH GROUNDS

Full disability retirement mainly on mental health grounds, partial disability retirement mainly due to musculoskeletal disorders

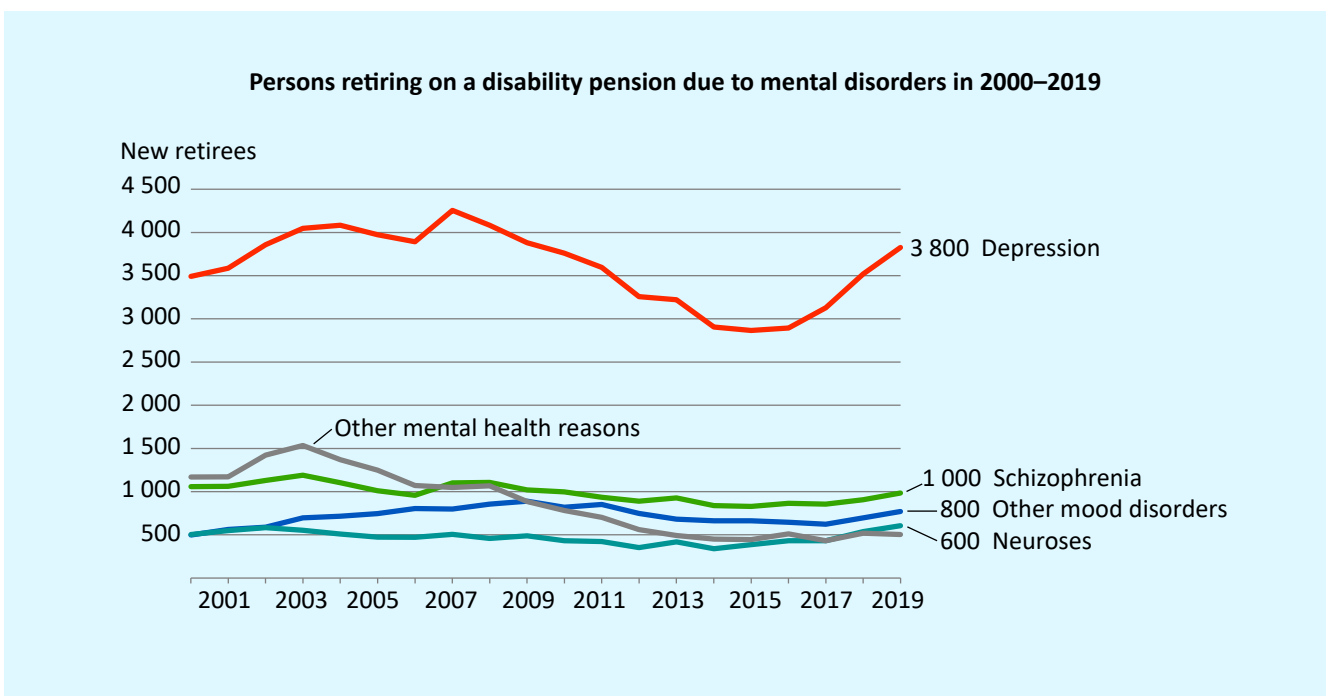
Mental disorders accounted for 38 per cent and musculoskeletal disorders for one quarter of all new full disability pensions. Almost half (47%) of all new partial disability retirees retired due to musculoskeletal disorders, while mental health disorders accounted for around one fifth (21%).

Depression a common cause of retirement

Around one in five (19%) or 3,800 new disability retirees in 2019 retired due to depression. Among women almost one in four (23%) and among men 14% retired because of depression.

The number of persons retiring on a disability pension due to depression increased in the early 2000s. The figure peaked in 2007 when depression was the main cause of disability for 4,300 new retirees.

The number of pensions granted on grounds of depression started to decline after 2007 and continued on a downward trend through to 2014–2016, when annually some 2,900 persons retired because of depression. Since then the figures have been trending up again, and they are now approaching the 2007 peak level.



Among women almost one in four (23%) and among men 14% retired because of depression.



Size of pension

Average and median earnings-related pension in one's own right

This section examines recipients of an earnings-related pension in one's own right payable as an old-age, disability or farmers' special pension. Persons drawing a partial old-age pension are not included among old-age pension recipients. The figures indicated are gross pension amounts before taxes.

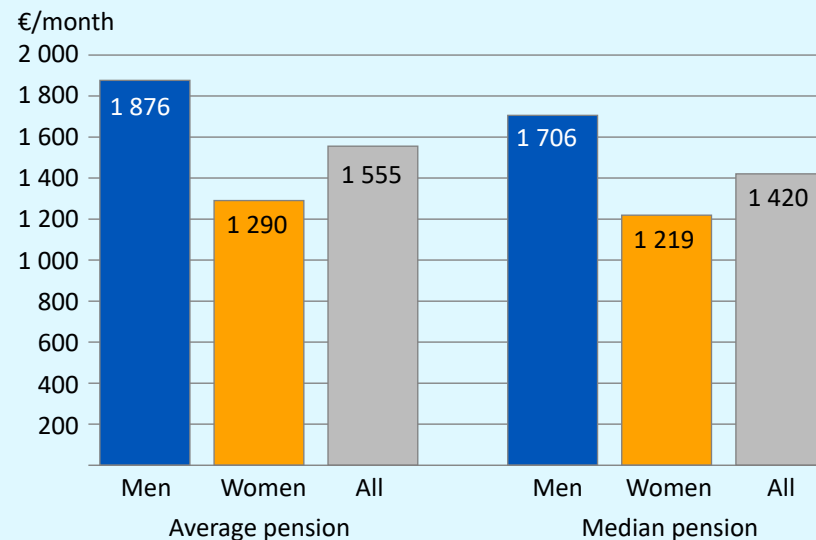
Women's and men's earnings-related pensions differ markedly

The average monthly earnings-related pension in one's own right in 2019 was 1,555 euros. The figure for men was 1,876 euros and for women 1,290 euros. In other words, the difference between men's and women's average earnings-related pensions was almost 600 euros.

Gender difference in median pension slightly smaller than in average pension

The median earnings-related pension was 1,420 euros a month (that is, half of the recipients get a higher and half a smaller pension than the median pension). Men's median earnings-related pension

Average and median earnings-related pensions in one's own right at 31 Dec. 2019



[Data in statistical database \(average pension\)](#)

[Data in statistical database \(median pension\)](#)

was 1,706 euros and women's 1,219 euros. The median for men was around 500 euros higher than for women.

The differences between men's and women's average and median pensions are quite large. The main reasons why women's pensions are lower than men's stem from their lower earnings, shorter employment careers and age structure. Among women, 13 per cent of those with a pension in their own right are over 85, among men the proportion is 7 per cent. The older the pension recipient, the lower their average earnings-related pension. Older pensioners have had less time to build up their pension pot since the introduction of earnings-related pension acts.

Women's average old-age pension equivalent to 68 per cent of men's

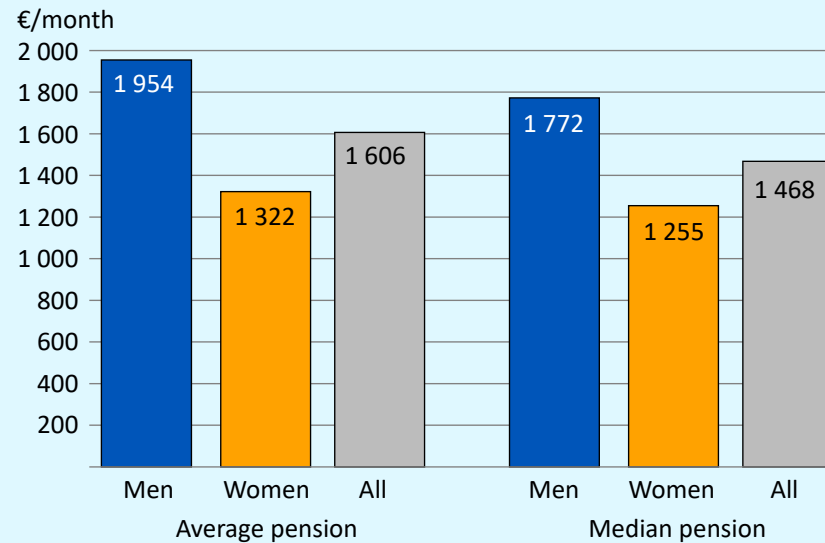
The average monthly earnings-related old-age pension in 2019 was 1,606 euros. Women's average was 1,322 euros and men's 1,954 euros. The difference between the two figures was 630 euros, and women's pensions were equivalent to 68 per cent of men's pensions.

The median earnings-related old-age pension was 1,468 euros a month (€1,255 for women and €1,772 for men). The difference between men's and women's median pensions was 520 euros.

Gender difference less pronounced among disability pension recipients

The average earnings-related disability pension in 2019 was 1,068 euros, the median 977 euros a month.


Average and median earnings-related old-age pension at 31 Dec. 2019



[Data in statistical database \(average pension\)](#)

[Data in statistical database \(median pension\)](#)

The gender difference in average and median pensions was clearly smaller among disability pension recipients than among old-age pension recipients. Women's average disability pension was 963 euros and men's 1,179 euros a month. The gender difference in average pensions was 220 euros, with women's pensions equivalent to 82 per cent of men's. The difference was the same for median pensions. Women's median monthly disability pension was 888 euros and men's 1,107 euros.



Average pension of new retirees on an earnings-related pension

The average pension of those retiring on an earnings-related old-age pension in 2019 was 1,820 euros a month. Women's average was 1,567 euros and men's 2,091 euros. Women's average earnings-related pension was 520 euros lower than men's, the equivalent of three quarters of men's average pension.

The average monthly pension of new disability retirees was 1,057 euros. Women's average earnings-related disability pension was 942 euros and men's 1,190 euros. Women's average pension was 250 euros lower and was equivalent to 79 per cent of men's average.

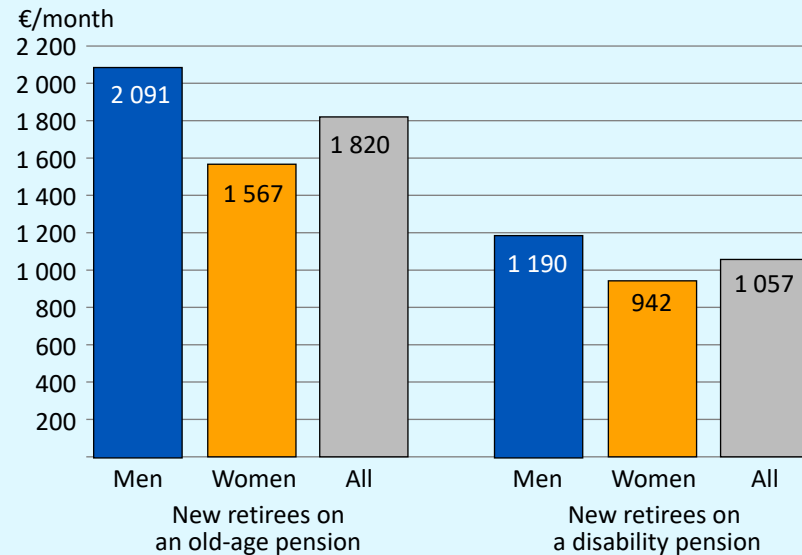
Survivors' pension

Women's average surviving spouse's pension almost three times higher than men's

The average earnings-related survivors' pension in 2019 was 581 euros a month. Women's monthly survivors' pension averaged 649 euros and men's 230 euros. In other words, women's average survivors' pension was almost three times higher than men's.

The average monthly survivors' pension granted to children under the earnings-related pension system was 513 euros.

Average earnings-related old-age and disability pensions of new retirees in 2019



[Data in statistical database](#)



€1,820/month

**AVERAGE PENSION OF NEW
OLD-AGE RETIREES**



€1,057/month

**AVERAGE PENSION OF NEW
DISABILITY RETIREES**

Pension recipients abroad

Two per cent of earnings-related pension recipients live abroad

At year-end 2019 earnings-related pensions were paid from Finland to 35,100 persons living abroad. This is around two per cent of all earnings-related pension recipients. In 2009 the number of earnings-related pension recipients living abroad was 30,700, so in the past 10 years the number has increased by 15 per cent.

Most pensions paid abroad are old-age pensions

Almost 90 per cent (31,000) of all earnings-related pension recipients abroad received an old-age pension. Survivors' pension recipients numbered 4,700 (13%) and disability pension recipients 1,200 (3%). Over half or 55 per cent of earnings-related pension recipients living abroad were women.



35,100 earnings-related pension recipients lived abroad in 2019.

The figure has increased by 15 per cent in 10 years.



Half of all pensions go to Sweden

In 2019 there were 14 countries where more than 300 persons received an earnings-related pension from Finland. Half of all pension payments abroad (17,400) went to Sweden. The next biggest destinations were Estonia (2,500), Spain (2,400) and Germany (2,000).

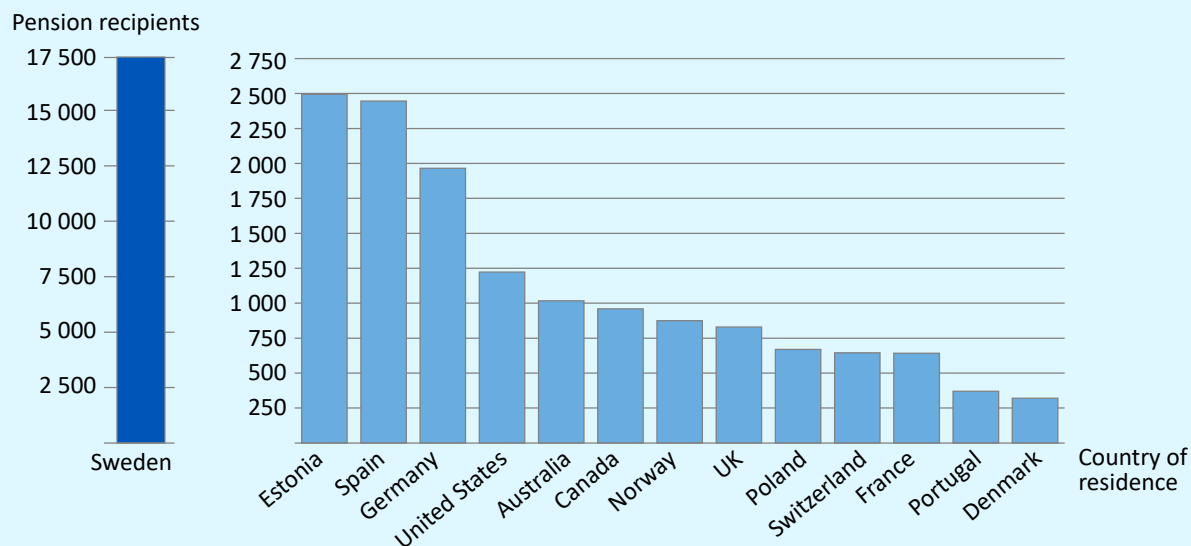
The number of pension payments to Sweden is on the decline. In 2005–2013 earnings-related pensions were paid to some 19,000 persons living in Sweden. This number has subsequently declined every year.

On the other hand, earnings-related pension payments have been increasing to Germany, Poland, the UK and Estonia, for instance. The growth trend is particularly strong for Estonia, where the number of earnings-related pension payments from Finland has more than doubled in the past five years.

The average earnings-related pension payments abroad was 563 euros a month. Among countries where payments were made to at least 300 persons, the average pension of earnings-related pensioners was highest in Portugal at 3,127 euros a month, followed by Spain (€1,679) and France (€1,526).

The average pension of earnings-related pension recipients living in Sweden was 290 euros a month. The next lowest earnings-related pensions were recorded for pension recipients living in Poland (€303) and Australia (€325).

Countries to which earnings-related pensions were paid from Finland to at least 300 persons at 31 Dec. 2019



[Data in statistical database](#)

17,400

HALF OF PENSIONS
PAID TO SWEDEN

€3,127

HIGHEST AVERAGE
MONTHLY PENSION
IN PORTUGAL

Pension expenditure

Earnings-related pension expenditure as a proportion of total pension expenditure

Total pension expenditure in 2019 came to 32.2 billion euros. Earnings-related pension expenditure amounted to 28.9 billion euros (90%) and national pension expenditure to 2.3 billion euros (7%). A total of around one billion euros was paid out in optional pensions and special provision pensions.

Earnings-related pension expenditure has increased year on year, and its share of total pension expenditure has also grown. In 2009 expenditure on earnings-related pensions accounted for 85 per cent of total pension expenditure, 10 years earlier in 1999 the corresponding share was 75 per cent.



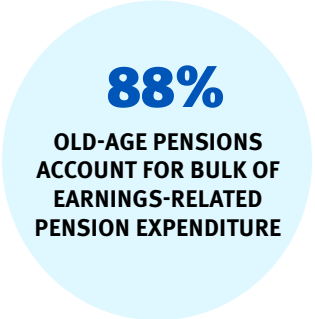
In 2019 earnings-related pension expenditure accounted for 90 per cent of total pension expenditure.



The private sector accounted for 18.2 billion euros (63%) and the public sector for 10.6 billion euros (37%) of earnings-related pension expenditure. Earnings-related pension payments abroad amounted to 242 million euros, less than one per cent of earnings-related pension expenditure.

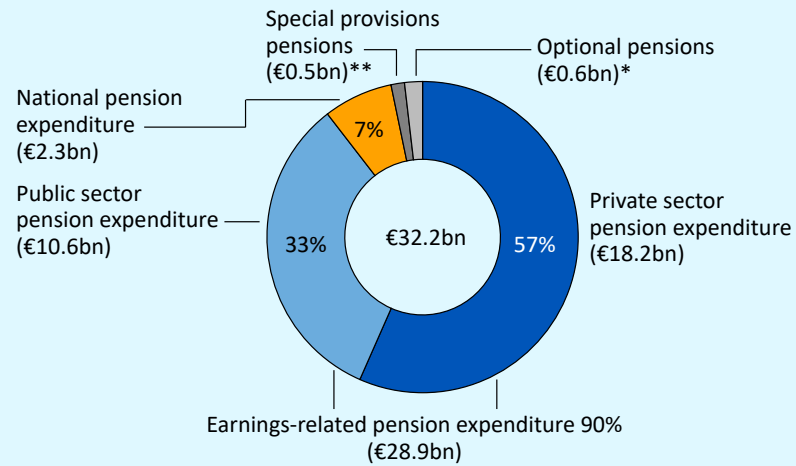
Earnings-related pension expenditure by pension benefit

In 2019 old-age pensions accounted for more than 25 billion euros (88%) of earnings-related pension expenditure. Disability pension payments totalled 1.8 billion euros (6%) and survivors' pension payments 1.7 billion euros (6%). Expenditure on farmers' special pensions amounted to 46 million euros and expenditure on part-time pensions came to 18 million euros.



Earnings-related pension payments abroad amounted to 242 million euros, less than one per cent of earnings-related pension expenditure.

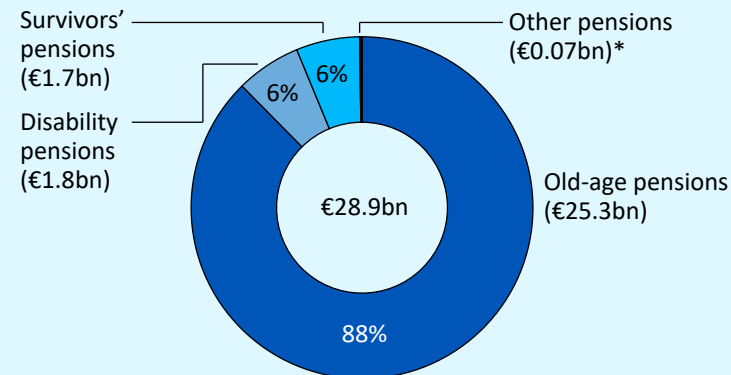
Total pension expenditure in 2019



* Unregistered supplementary pensions paid by employers.
 **Occupational Accidents, Injuries and Diseases Act, Motor Liability Insurance Act, Military Accidents Act and Military Injuries Act.

[Data in statistical database](#)

Earnings-related pension expenditure by pension benefit in 2019



*Farmers' special pensions 46 million euros and part-time pensions 18 million euros.

[Data in statistical database](#)

STATISTICS FROM THE FINNISH CENTRE FOR PENSIONS

The Finnish Centre for Pensions is a developer, expert and joint service producer of statutory pension provision. The Statistics series includes statistics from the various areas of pension provision. The statistics are based on register data of the pension system.



Finnish Centre for Pensions
ELÄKETURVAKESKUS