



Statistics from  
the Finnish Centre for Pensions

07  
2023

## Earnings-related pension recipients in Finland 2022

Finnish Centre for Pensions  
Official Statistics of Finland

This statistical publication provides information on private and public sector benefits payable under statutory earnings-related pension laws. The earnings-related pension scheme covers all workers and self-employed persons whose gainful employment exceeds the minimum requirements laid down by law. Private and public sector statutory pensions are classified by the EU as Pillar I benefits.

Statistics on earnings-related pension recipients in Finland have been published since 1996. As of 2005, they have been incorporated as part of the Official Statistics of Finland.



**Finnish Centre for Pensions**  
ELÄKETURVAKESKUS

# Earnings-related pension recipients in Finland

## Contents

<b>Pension recipients</b> .....	3
<b>New retirees</b> .....	11
<b>Size of pension</b> .....	17
<b>Pension recipients abroad</b> .....	20
<b>Pension expenditure</b> .....	22

[www.etk.fi/statistics](http://www.etk.fi/statistics) | [Finnish Centre for Pensions statistical database](#)

ISSN 1796-0479 Official Statistics of Finland  
ISSN 2343-3558 Statistics from the Finnish Centre for Pensions  
ISSN 2670-3904 Earnings-related pension recipients in Finland

Photos: Gettyimages



# Pension recipients

## All earnings-related pension recipients

### 1.6 million earnings-related pension recipients

At year-end 2022, earnings-related pensions were paid out to 1,551,000 persons, of whom 35,000 resided abroad. Women accounted for 851,000 (55%) and men for 701,000 (45%) of all earnings-related pension recipients.

The overall number of earnings-related and national pension recipients in 2022 totalled 1,648,000. Of them, 94 per cent received an earnings-related pension. Earnings-related pension recipients include all who receive a pension from the private or public sector.

Of all earnings-related pension recipients, 1,518,000 received a pension in their own right and 227,000 a survivors' pension. Pensions in one's own right include pensions received based on work, that is, old-age, disability, part-time and farmers' special pensions. Survivors' pension recipients included 214,000 surviving spouses and 13,000 children. Among those who received a surviving spouse's pension, 194,000 persons also received a pension in one's own right.

## All recipients of a pension in one's own right

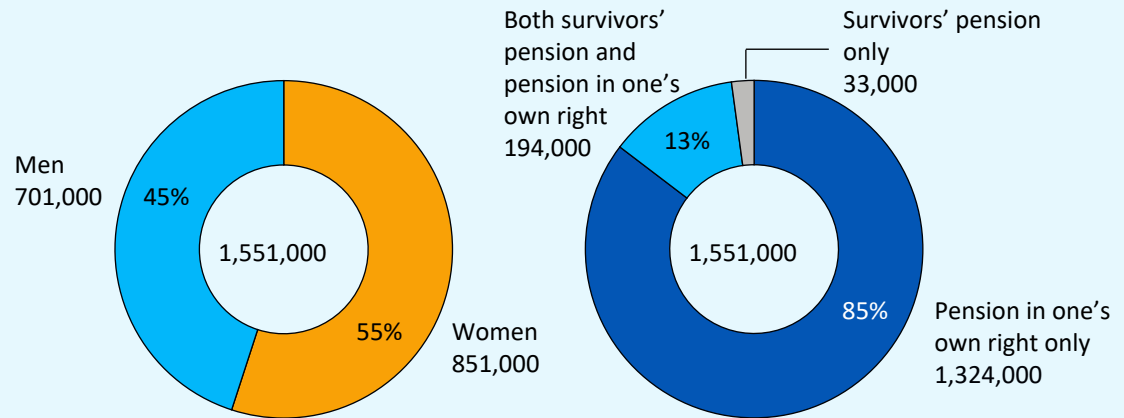
At year-end 2022, a total of 1,518,000 persons received an earnings-related pension in one's own right. Of them, 827,000 (54%) were women and 691,000 (46%) men.

A total of 1,398,000 (or 92%) of all earnings-related pension recipients received an old-age pension. Of them, 764,000 were women and 634,000 men. Disability pensions were paid to 120,000 persons. A slight majority of them were women. Special pensions for farmers were paid to 6,000 persons, of whom 73 per cent were women. Around 30 persons received a part-time pension.

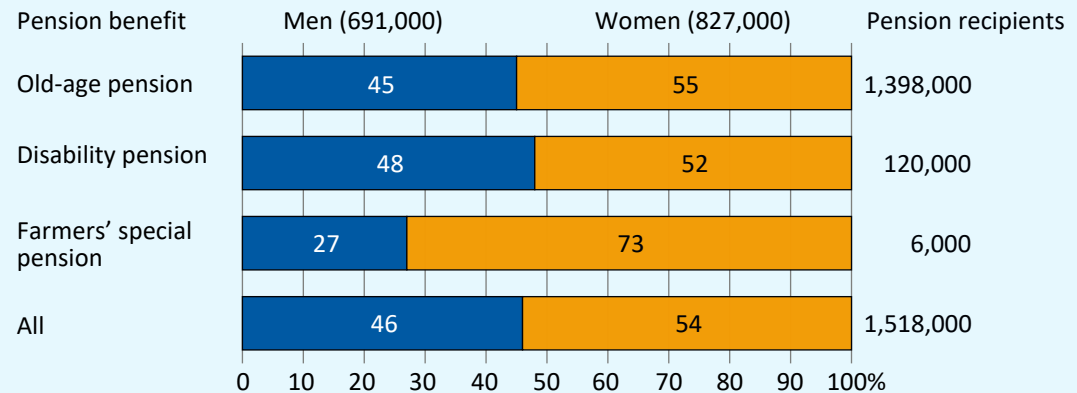
In 2022, the total number of persons receiving a pension in one's own right rose slightly compared to in 2021. When reviewed by pension benefit, the number of old-age pension recipients increased, but the number of recipients of other pension benefits decreased.

**92%**  
of all earnings-related pension recipients received an old-age pension

All earnings-related pension recipients at 31 Dec. 2022

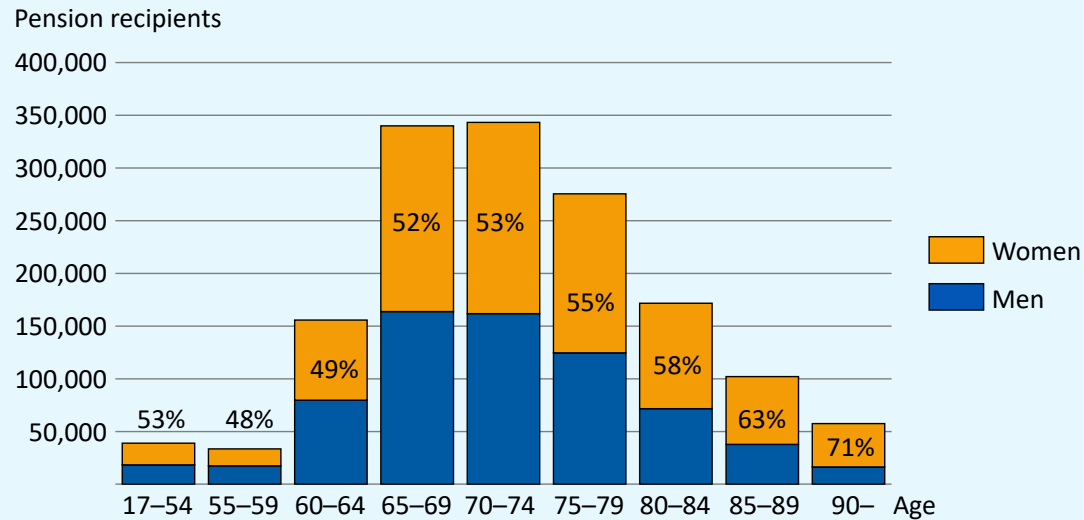


Recipients of an earnings-related pension in one's own right by pension benefit and gender at 31 Dec. 2022



[Data in statistical database](#)  
[Year-by-year changes in pension system](#)

Recipients of an earnings-related pension in one's own right by age and gender at 31 Dec. 2022



[Data in statistical database](#)

### One fifth of recipients of a pension in one's own right aged 80 or over

Of all recipients of a pension in one's own right, 85 per cent were 65 or over at year-end 2022. The largest five-year age groups were 65–69 and 70–74, totalling nearly 700,000 earnings-related pension recipients. Pension recipients aged 80 and over accounted for nearly one fifth of all recipients of a pension in one's own right.

Men outnumbered women only in the age group 55–64, where they counted for slightly more than half. The share of women in the higher age groups was larger: of pension recipients aged 85–89, around 63 per cent and of those aged 90 or over, slightly more than 70 per cent.



## Old-age pension recipients

At year-end 2022, a total of 1,346,000 persons received an earnings-related old-age pension (excluding the partial old-age pension). Of them, 606,000 were men and 741,000 women. The average age of old-age pension recipients was 75.1 years; (74.3 for men and 75.7 for women).

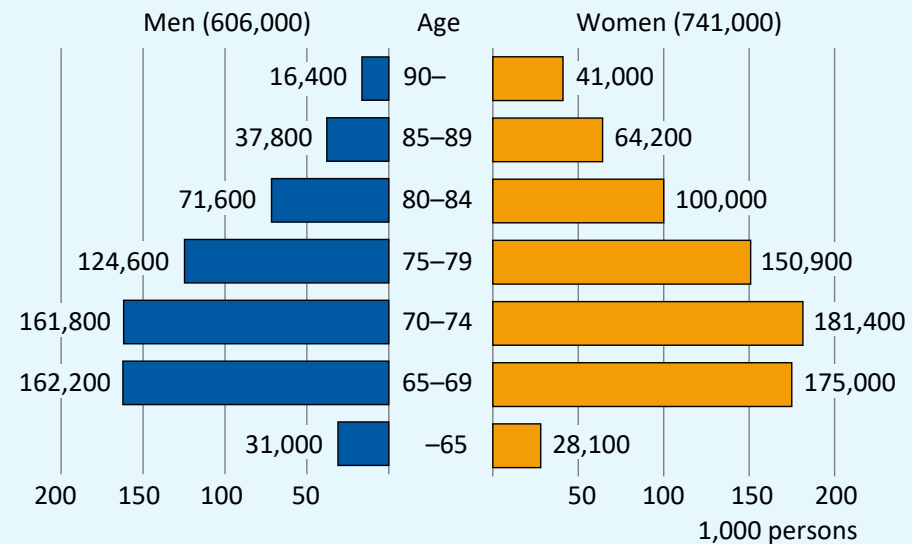
### One third of old-age pensioners under age 70

Four per cent of all old-age pension recipients were under 65 years. In total, those under 70 years accounted for 29 per cent of all old-age pension recipients. Among men in this age group, the proportion was 32 per cent and among women 27 per cent. Of all old-age pension recipients, 25 per cent were in the age group 70–74 years. Twelve per cent were over 85. The proportion was higher for women (14%) than men (9%).



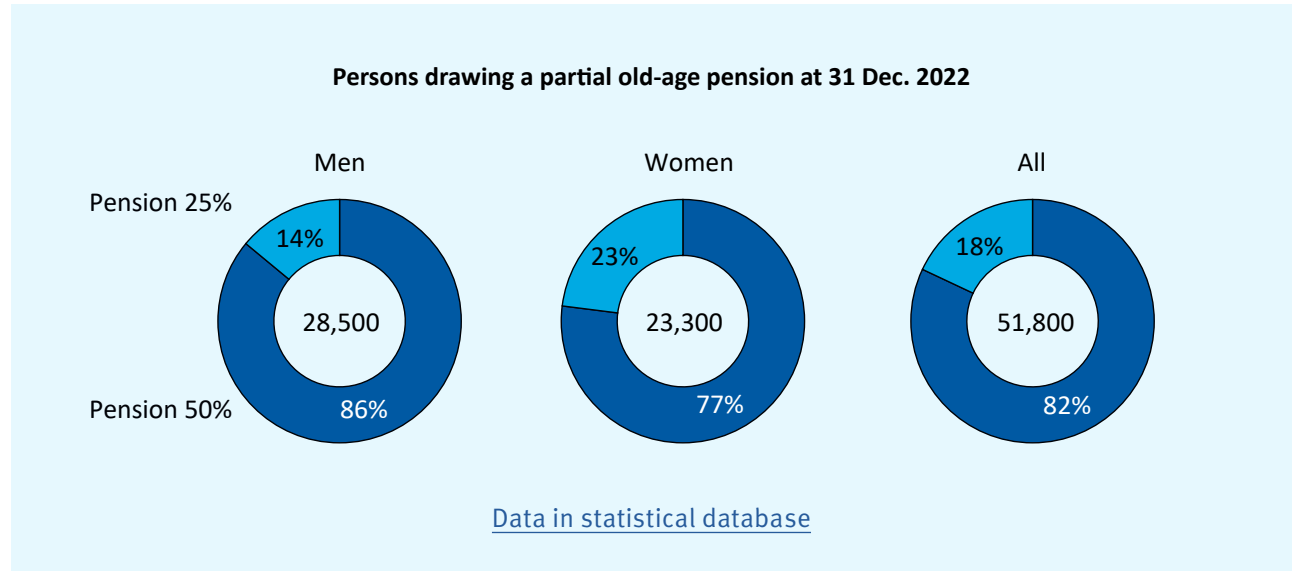
Four per cent of all old-age pension recipients were under 65 years.

Recipients of an earnings-related old-age pension by age and gender at 31 Dec. 2022



Excludes recipients of a partial old-age pension.

[Data in statistical database](#)



### Most partial old-age pension recipients draw half of their accrued pension

The option to retire on a partial old-age pension was introduced from the beginning of 2017. The amount of partial old-age pension is 25 or 50 per cent (based on the individual's own choice) of the earnings-related pension they have accrued at the time of retirement. At year-end 2022, a total of 51,800 partial old-age pensions were in payment. Of the recipients, 55 per cent were men. Compared to 2021, the number of recipients has increased

by more than 20,000 persons. The increase is partly explained by the exceptional index development, which encouraged people to take out the partial old-age pension in 2022.

Of the two possible rates of partial old-age pension, the 50 per cent rate has been clearly more common. At the end of 2022, around 82 per cent had selected this rate. Men favour the 50 per cent rate more than women: among men 86 per cent and among women 77 per cent had claimed their partial pension at the 50 per cent rate.

## Disability pension recipients

At year-end 2022, around 120,000 persons received an earnings-related disability pension. This is more than 60,000 less than in 2013, when the number of disability pension retirees was 183,000. The number has dropped each year for both men and women. In 2022, around 52 per cent of the disability pension recipients were women and 48 per cent men. In 2013, the situation was the opposite: more men than women received a disability pension.

## Disability benefits

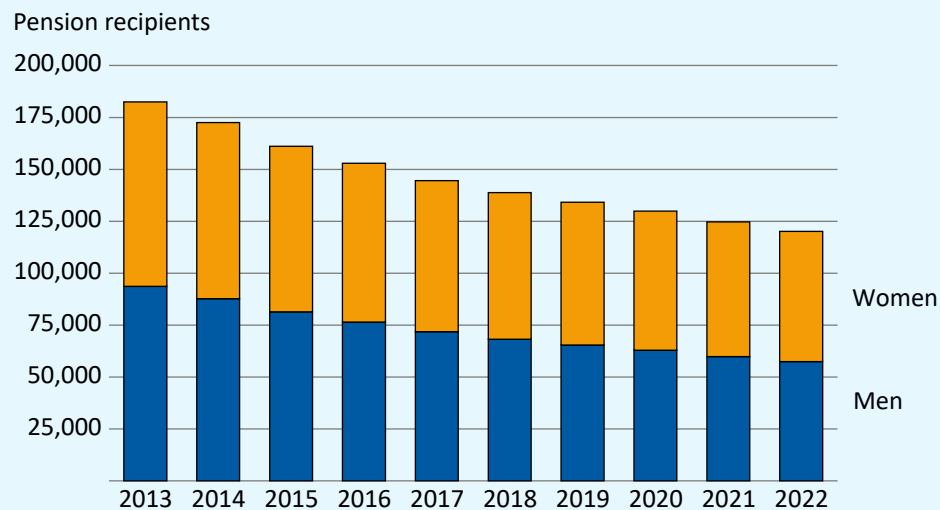
The earnings-related disability pension is granted until further notice or for a fixed term (a cash

rehabilitation benefit). Both may be awarded to the amount of a full pension or a partial pension.

Of all disability pensions in force in 2022, around 98,000 (82%) were awarded until further notice and 22,000 (18%) for a fixed period. Disability pensions granted to the amount of a full pension numbered 97,000 (81%) and to the amount of a partial pension 23,000 (19%).

At year-end 2022, years-of-service pensions were paid to 104 persons. Most (89%) recipients of the years-of-service pension were men. Three out of four years-of-service pensions were granted based on musculoskeletal diseases.

Earnings-related disability pension recipients by gender in 2013–2022



[Data in statistical database](#)





### Two thirds of all disability pension recipients aged over 55

Two thirds of all disability pension recipients were aged over 55 in 2022 while 26 per cent were aged 55–59 and 42 per cent were over 60. Three per cent of disability pension recipients were young, under age 35.

### More than 40 per cent of disability pensions granted on mental health grounds

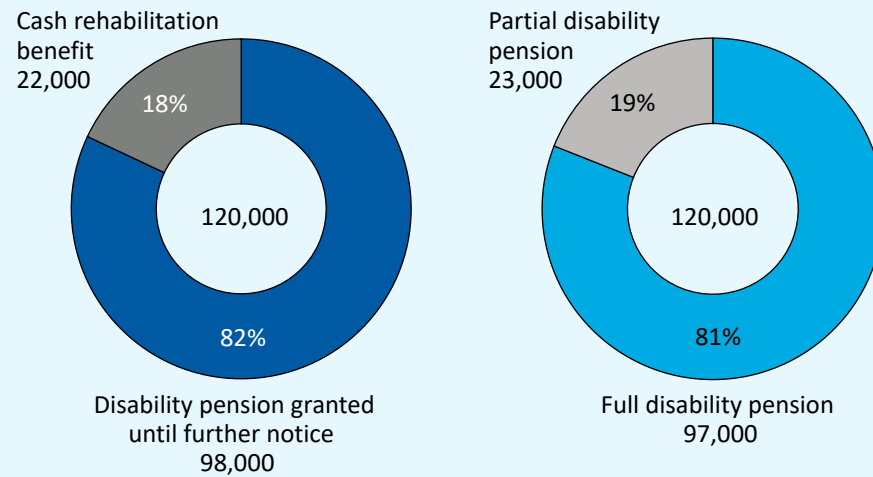
Mental disorders were by far the most common cause of disability retirement. At year-end 2022, around 53,000 persons were retired due to mental or behavioural disorders. This was 44 per cent of all disability pension recipients. The proportion for women was 47 per cent and for men 42 per cent.

Another major reason were musculoskeletal diseases (29,000), which accounted for around one quarter of all disability pensions. The shares for all other main disease categories were less than 10 per cent.



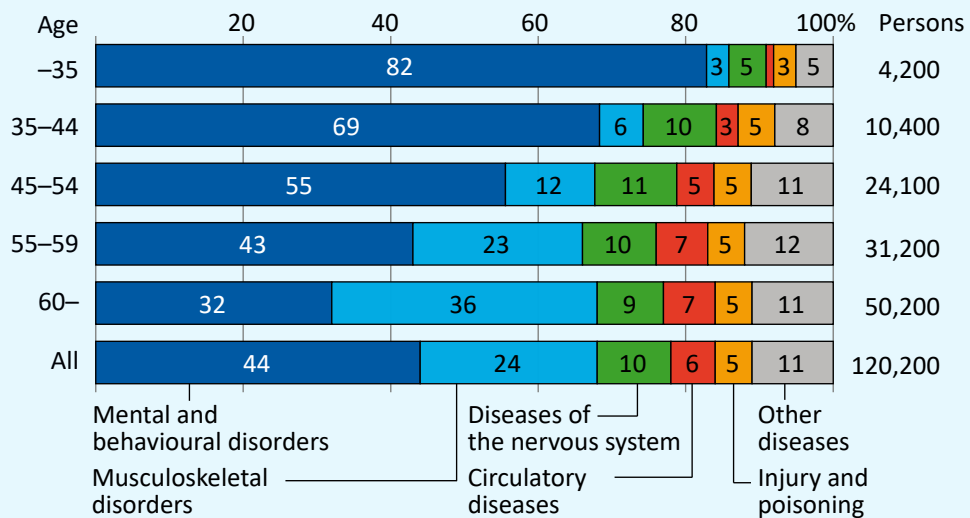
44 per cent of disability pensions were granted due to mental disorders.

Recipients of an earnings-related disability pension by pension benefit at 31 Dec. 2022



[Data in statistical database](#)

Recipients of an earnings-related disability pension by age and main disease category at 31 Dec. 2022



[Data in statistical database](#)

### Mental disorders pronounced for those under age 35

The younger the age group of disability pension recipients, the higher the proportion of disability pensions granted for mental disorders. In 2022, mental disorders accounted for 82 per cent of disability pensions in age group under 35.

In age group 35–44 the corresponding figure was 69 per cent, and in age group 45–54 it was 55 per cent. In age group 55–59 mental disorders were still the single largest category (43%), but musculoskeletal diagnoses were also a common cause of disability retirement (23%). In the age group over 60 both these disease categories accounted for around one third of disability pensions.

### Nearly 23,000 persons retired because of depression

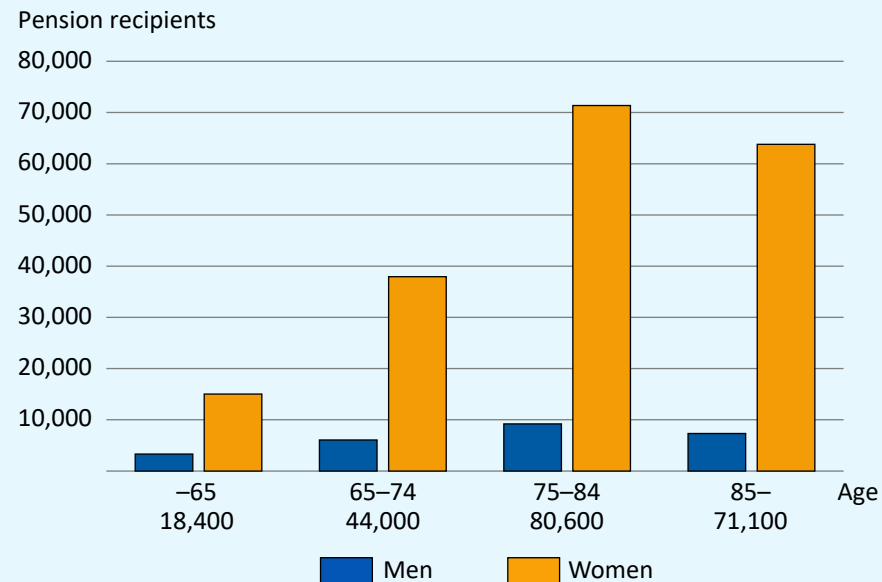
In 2022 the number of persons receiving a disability pension on grounds of depression was 23,100. Depression accounted for 43 per cent of all disability pensions granted due to mental disorders. Depression was a far more common cause of disability among women (14,700) than men (8,400).

### Survivors' pension recipients

In 2022 survivors' pensions were paid out under the earnings-related pension system to 214,000 surviving spouses and 13,000 children. Female surviving spouses numbered 188,000 (88%) and male surviving spouses 26,000 (12%).

Slightly over 70 per cent of all recipients of a surviving spouse's pension were 75 years of age or older. Surviving spouses aged 75–84 accounted for 38 per cent and older surviving spouses for 33 per cent. Nearly one in ten recipients of a surviving spouse's pension was under age 65.

Recipients of an earnings-related survivors' pension by age and gender at 31 Dec. 2022



[Data in statistical database](#)

# New retirees

## New retirees on an earnings-related pension in 2022

In 2022, new retirees on an earnings-related pension numbered 71,500 persons, of whom 51 per cent were women and 49 per cent men. Most new retirees, nearly 53,700 persons, retired on an old-age pension. Around 17,900 of the new retirees retired on a disability pension.

In 2022, the number of new earnings-related pension recipients increased by 10,000 compared to in 2021. The growth was mainly caused by the large increase in the number of new old-age pensioners. In 2022, the incidence of disability retirement was also slightly higher than in 2021.



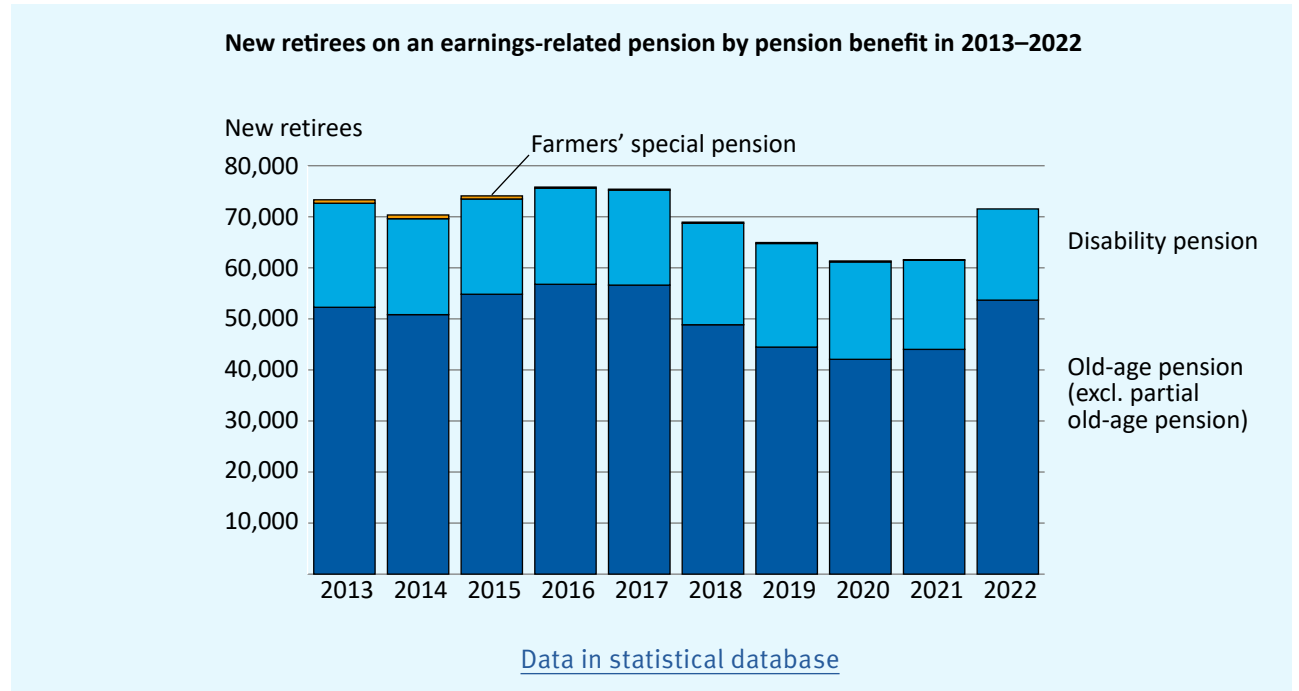
The number of new retirees has grown considerably.



### Number of new retirees rose clearly in 2022

Between 2013–2017, around 70,000 persons retired each year. After that, the number decreased until 2020. This was due to the declining number of new retirees on an old-age pension, which in turn was mainly explained by the rising retirement age. In 2022, the number of new retirees increased considerably (by 10,000) compared to in 2021. This was nearly completely due to a change in the number of new old-age pensioners. The exceptional index development encouraged people to retire in 2022.

The number of disability retirees has fluctuated somewhat over the past 10 years. In 2014–2017, the annual number of new disability retirees averaged more than 18,500 persons, but in 2018 and 2019 the figure edged up to around 20,000. In 2020, the number took a downward turn again. The same trend continued in 2021. In 2022, the number of new disability retirees took a slight turn upward with 17,900 new disability retirees.



The exceptional index development encouraged people to retire in 2022.

### Retirement on an old-age pension

In 2022, a total of 53,700 persons retired on an old-age pension. Of them, 27,000 were women and 26,700 men. Persons choosing to draw the partial old-age pension are not included in the figures for all new old-age retirees.

### Most retire on an old-age pension at age 64

Two thirds of the new retirees on an old-age pension retired at age 64. The share was equal for both men and women.

The next most common retirement age was 65 years (20%). Those who retired at age 68 or older accounted for three per cent of all new old-age retirees. The average age of new retirees on an old-age pension in 2022 was 64.6 years.

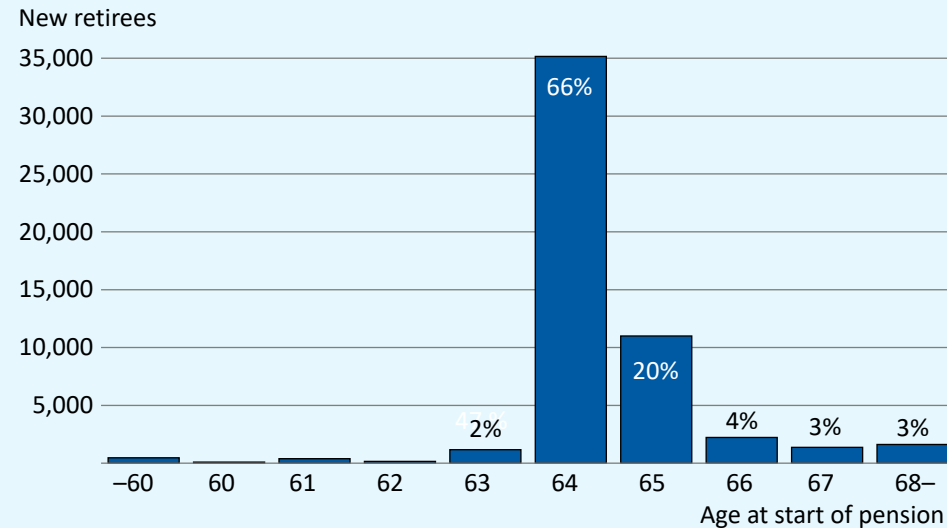
### Partial old-age pension chosen by 34,600 persons

In 2022, a total of 34,600 persons took out a partial old-age pension: 18,400 (53%) men and 16,200 (47%) women.

The majority or 26,700 (77%) chose to take out 50 per cent of their accrued monthly pension. Among men the proportion choosing this option was 81 per cent and among women 73 per cent.

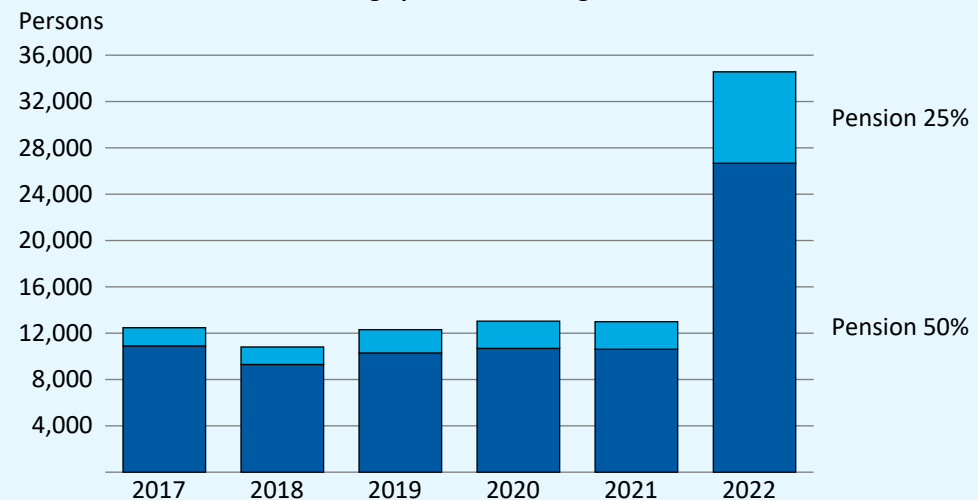
From 2017 to 2021, the number of persons selecting the partial old-age pension was stable, with 11,000–13,000 new retirees each year. In 2022, the number of persons selecting this benefit increased more than 2.5-fold compared to 2021. The significant increase was due to the exceptional index development which encouraged people to take out this benefit at the end of 2022.

New retirees on an earnings-related old-age pension in 2022



[Data in statistical database](#)

Partial old-age pensions starting in 2017–2022



[Data in statistical database](#)

## New retirees on a disability pension

The total number of new disability retirees in 2022 was 17,900, of whom 54 per cent (9,600 persons) were women and 46 per cent (8,300 persons) were men.

Of the new retirees on a disability pension in 2022, around 56 per cent retired on a fixed-term disability pension (a cash rehabilitation benefit). Around 44 per cent retired on a disability pension valid until further notice.

## Most retired on a full disability pension

Of all new retirees on a disability pension in 2022, around 70 per cent retired on a full disability pension and around 30 per cent on a partial disability pension. A total of 12,300 persons retired on a full disability pension.

Of them 53 per cent were men. A total of 5,400 persons retired on a partial disability pension. Of them 32 per cent were men.

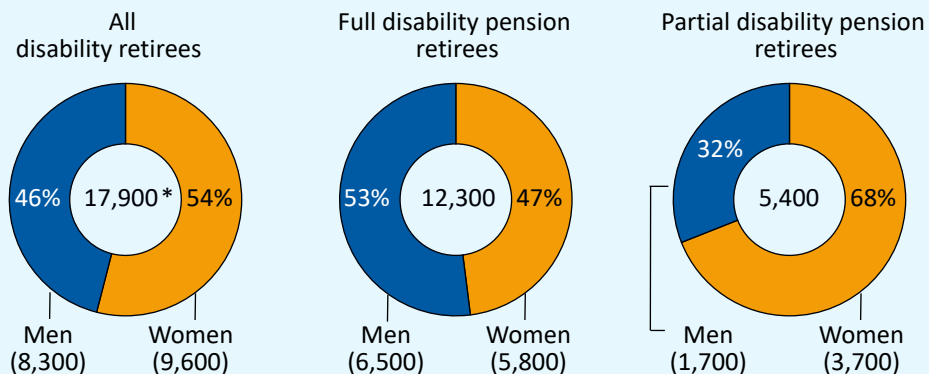
## Partial disability retirees older than retirees on a full pension

In 2022, the average age of all new disability pension retirees was 52.9 years. The average age of persons retiring on a full pension was 51.3 years; for those retiring on a partial disability pension it was 56.2 years.

Slightly over 70 per cent of new partial disability retirees were aged at least 55 years. Among new retirees on a full disability pension, 54 per cent were aged 55 or over. Persons under 35 accounted for 14 per cent of all retirees on a full disability pension but for only three per cent of those retiring on a partial disability pension.



New retirees on an earnings-related disability pension by gender in 2022



\*Includes new retirees on a years-of-service pension (119 persons).

[Data in statistical database](#)

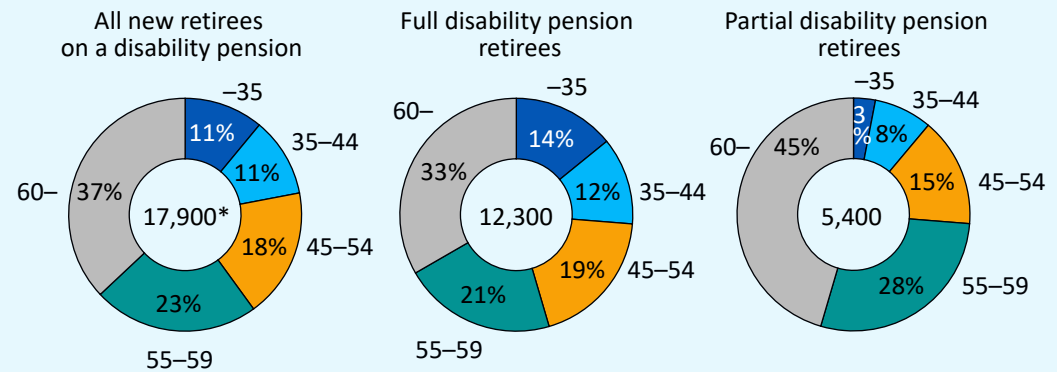
### Musculoskeletal diseases the most common cause of disability retirement

In 2022, musculoskeletal diseases were the most common cause of retirement on a disability pension. A total of 6,100 persons (34%) retired because of musculoskeletal diseases and 5,600 persons (31%) because of mental and behavioural disorders. The shares for all other main disease categories were less than 10 per cent.

For a long period, musculoskeletal diseases were the most common cause of retirement on a disability pension. The situation changed in 2019–2021 when mental disorders became the largest disease category. In 2022, musculoskeletal diseases were again the most common cause of retirement on a disability pension.

The reasons for disability retirement differed for men and women. Women suffered slightly more (35%) from musculoskeletal diseases than men (33%). Mental disorders were also more common among women (36%) than men (27%).

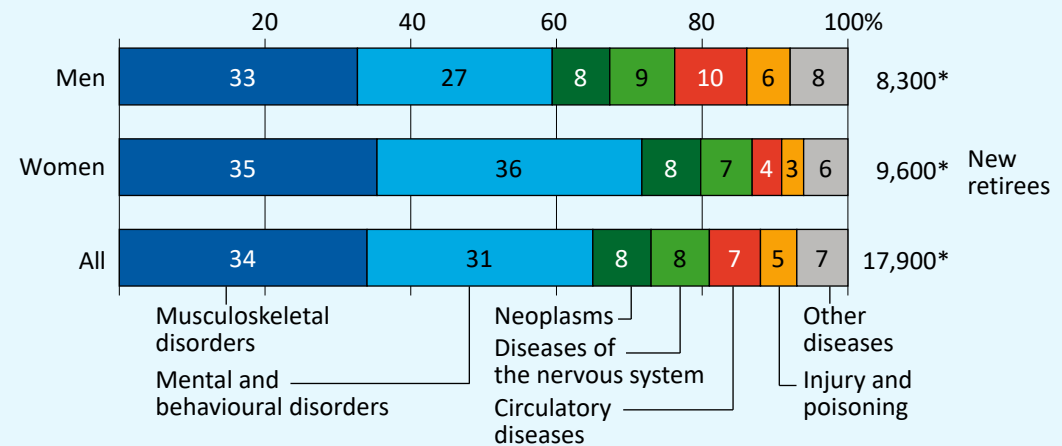
**New retirees on an earnings-related disability pension by age in 2022**



\*Includes new retirees on a years-of-service pension (119 persons).

[Data in statistical database](#)

**New retirees on an earnings-related disability pension by main disease category in 2022**



\*Includes new retirees on a years-of-service pension (119 persons).

[Data in statistical database](#)

### Full disability retirement mainly due to mental disorders while partial disability retirement mainly due to musculoskeletal disorders

Mental disorders accounted for 36 per cent and musculoskeletal disorders for 27 per cent of all new full disability pensions.

Almost half (49%) of all new partial disability retirees retired due to musculoskeletal disorders while mental disorders accounted for around one quarter (23%).

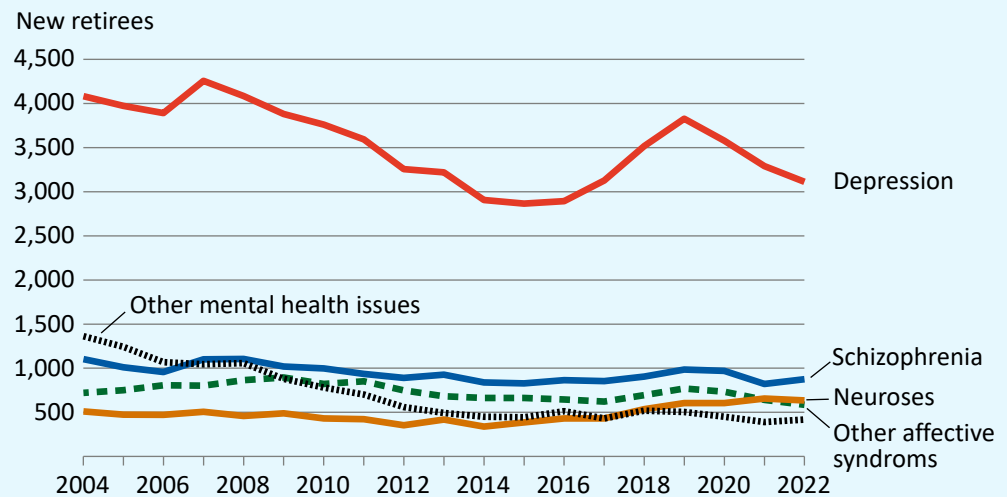
### Depression a common cause of retirement

Slightly less than 20 per cent (3,100 persons) of the new disability retirees in 2022 retired due to depression. For women the figure was 22 per cent and for men 12 per cent.

As of the early 2000s, the number of persons retiring on a disability pension due to depression has fluctuated. The figure peaked in 2007 when depression was the cause of disability for 4,300 new retirees.

After 2007, depression as a cause for disability decreased. This trend continued until 2015, when 2,900 persons retired due to depression. After that, disability due to depression increased again until 2019. In 2020, it declined once again. In 2022, the number of disability pensions due to depression continued to decrease, as in 2021.

Persons retiring on a disability pension due to mental disorders in 2004–2022



[Data in statistical database](#)

### Few retirees on a years-of-service pension

The years-of-service pension was introduced as a new pension benefit at the beginning of 2017. It aims to offer a route to early retirement for those who have limited possibilities to continue working but who do not qualify for a full disability pension.

The years-of-service pension can be paid out between age 63 and the retirement age for an old-age pension, so the partial old-age pensions that began last year have been in payment for a maximum of one year and three months.

The number of new retirees on a years-of-service pension has been very moderate since the benefit was introduced. In 2022, a record-high number of persons retired on this benefit: 119 persons, most of whom (88%) were men.

Three fourths of the granted years-of-service pensions were granted based on musculoskeletal diseases. The trend is upward compared to 2021.





# Size of pension

## Average and median earnings-related pension in one's own right

This section examines recipients of an earnings-related pension in one's own right, that is, based on one's working life, payable as an old-age, disability or farmers' special pension. Persons drawing a partial old-age pension are not included among old-age pension recipients. The figures indicated are gross pension amounts before taxes.

## Gap of 600 euros in women's and men's earnings-related pensions

The average monthly earnings-related pension in one's own right in 2022 was 1,679 euros. The average pension for men was 2,007 euros and for women 1,407 euros.

## Gender gap in median pension slightly smaller than in average pension

The median earnings-related pension was 1,536 euros a month (half of the recipients get a higher and half a smaller pension than the median pension). Men's median earnings-related pension was 1,826 euros and women's 1,338 euros. Thus, the median for men was slightly less than 500 euros higher than for women.

The gap between men’s and women’s average and median monthly pensions is comparatively large. Women’s pensions are smaller mainly due to women’s lower average wages, their shorter working lives, as well as the age structure of men and women. The older the pension recipient, the lower their average earnings-related pension. Older pensioners have had less time to build up their pension pot since the introduction of earnings-related pension acts.

**Average monthly old-age pension 1,726 euros**

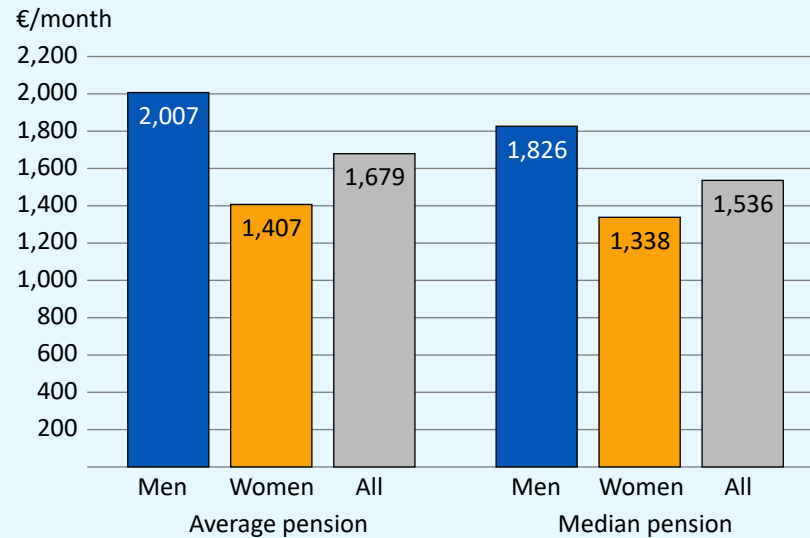
The average monthly earnings-related old-age pension in 2022 was 1,726 euros. Women’s average was 1,439 euros and men’s 2,077 euros. That means a gender gap of more than 600 euros.

The median earnings-related old-age pension was 1,580 euros a month (€1,374 for women and €1,885 for men).

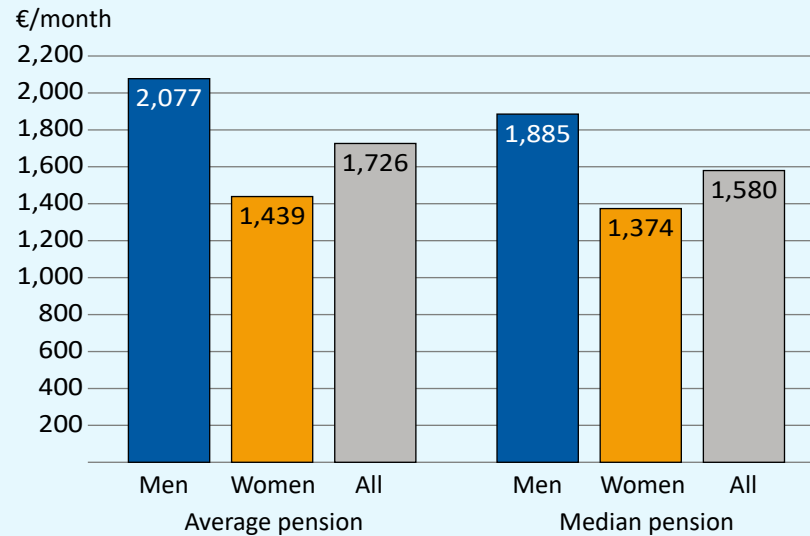
**Gender gap less pronounced among disability pension recipients**

The average monthly earnings-related disability pension in 2022 was 1,222 euros, the median 1,196 euros. The amounts are for full disability pensions.

**Average and median earnings-related pensions in one’s own right at 31 Dec. 2022**



**Average and median earnings-related old-age pension at 31 Dec. 2022**



[Data in statistical database \(average pension\)](#)

[Data in statistical database \(median pension\)](#)

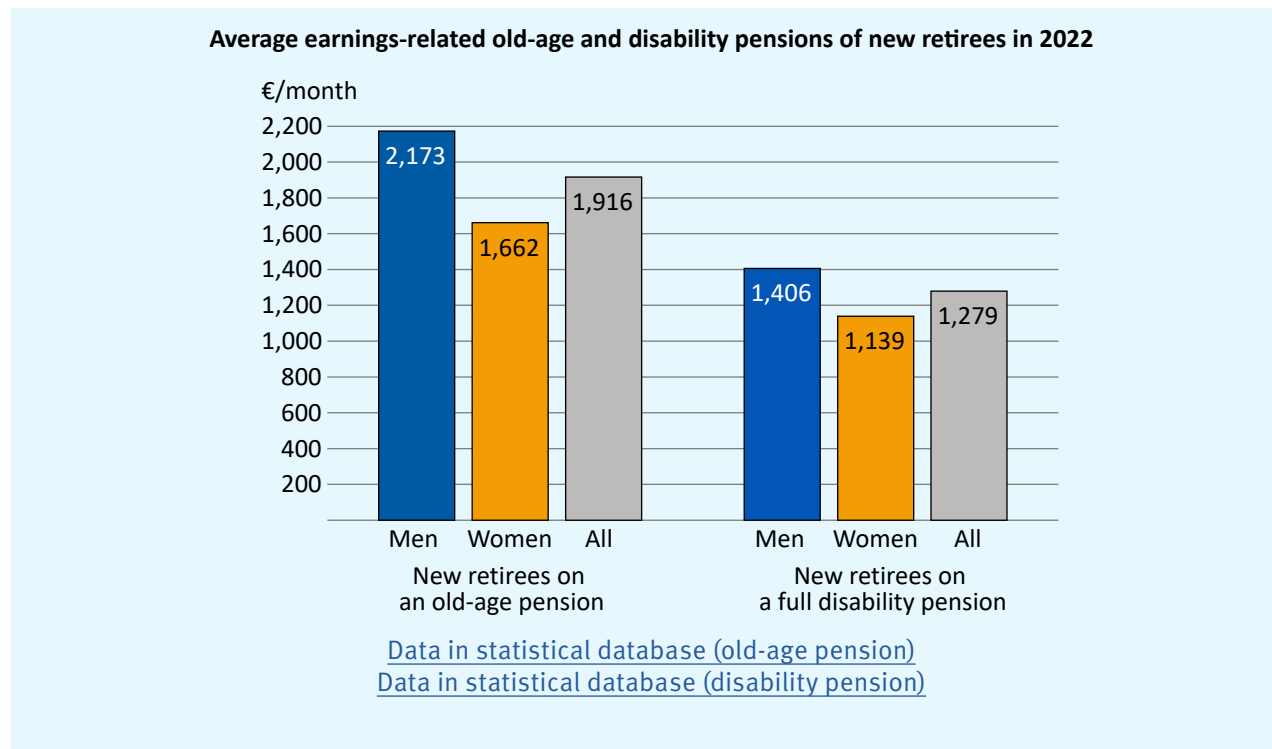
The gender gap in average and median pensions was clearly smaller among disability pension recipients than among old-age pension recipients. Women’s average monthly disability pension was 1,122 euros and men’s 1,315 euros. The gender gap in average monthly disability pensions was slightly less than 200 euros.

The gap was almost the same for median pensions. Women’s median disability pension was 1,130 euros and men’s 1,289 euros a month.

### Average pension of new retirees on an earnings-related pension

The average monthly pension of new retirees on an earnings-related old-age pension in 2022 was 1,916 euros. Women’s average pension was 1,662 euros and men’s 2,173 euros. Women’s average monthly earnings-related pension was more than 500 euros lower than men’s.

The average monthly pension of new retirees on a full disability pension was 1,279 euros. Women’s average earnings-related disability pension was 1,139 euros and men’s 1,406 euros a month. Women’s average pension was more than 250 euros lower than men’s.



### Survivors’ pension

#### Average monthly earnings-related survivors’ pension 673 euros

In 2022, the average earnings-related survivors’ pension of surviving spouses was 673 euros a month. Women’s monthly survivors’ pension averaged 713 euros and men’s 378 euros.

The average monthly survivors’ pension granted to children under the earnings-related pension system was 763 euros.

# Pension recipients abroad

## Two per cent of earnings-related pension recipients reside abroad


At year-end 2022, earnings-related pensions were paid from Finland to 34,700 persons residing abroad. This is around two per cent of all earnings-related pension recipients.

## Most pensions paid abroad are old-age pensions

Almost 90 per cent (30,400 persons) of all earnings-related pension recipients abroad received an old-age pension. Survivors' pension recipients numbered 4,200 (12%) and disability pension recipients 1,100 (3%). Approximately 54 per cent of the earnings-related pension recipients who reside abroad were women.



A total of 34,700 persons residing abroad were paid an earnings-related pension from Finland.



### Most pensions paid abroad go to Sweden

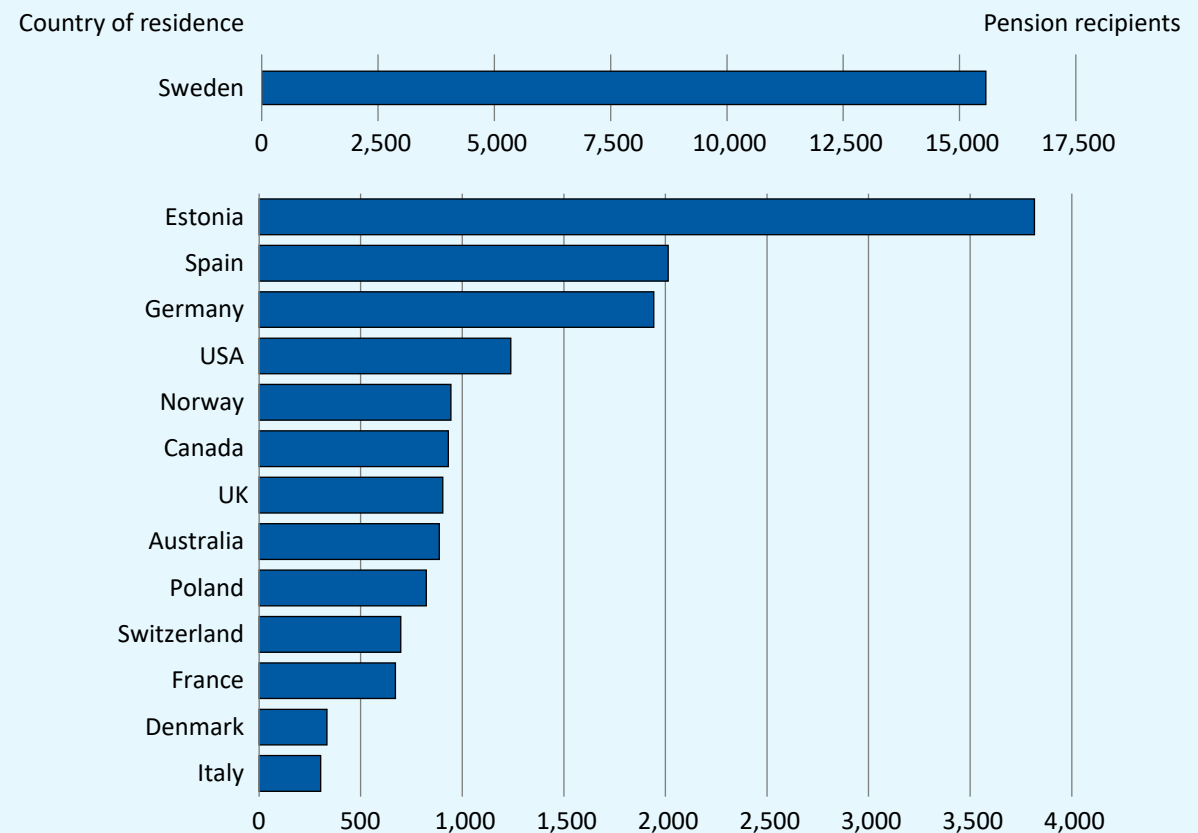
Nearly half of all pension payments abroad (15,600) went to Sweden in 2022. The next biggest destinations were Estonia (3,800), Spain (2,000) and Germany (1,900).

The average monthly earnings-related pension payment abroad was 577 euros. Among countries with at least 300 persons receiving a pension from Finland, the average monthly pension of earnings-related pensioners was highest in France (€1,591) and Spain (€1,563). The average pension of earnings-related pension recipients residing in Sweden was 326 euros a month.



Nearly half of all earnings-related pensions paid abroad went to Sweden.

Countries to which earnings-related pensions were paid from Finland to at least 300 persons at 31 Dec. 2022



[Data in statistical database](#)



# Pension expenditure

## Earnings-related pension expenditure as a proportion of total pension expenditure

Total pension expenditure in 2022 came to 34.9 billion euros. Earnings-related pension expenditure amounted to 31.4 billion euros (90%) and national pension expenditure to 2.5 billion euros (7%). A total of around one billion euros was paid out in optional pensions and special provision pensions.

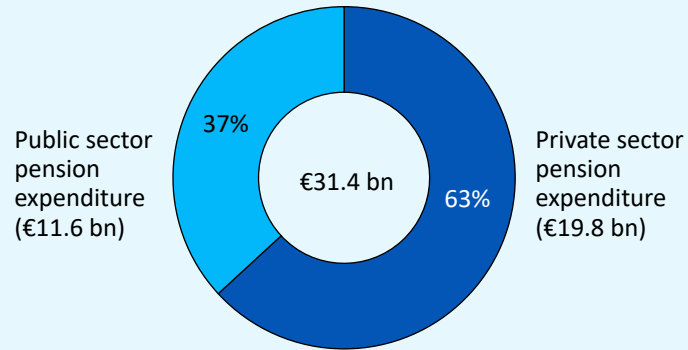
The private sector accounted for 19.8 billion euros and the public sector for 11.6 billion euros.

Less than one per cent of all earnings-related pensions were paid abroad, to an amount of 246 million euros. Men received 52 per cent of the total amount of earnings-related pensions paid out in 2022.

**€31.4 bn**

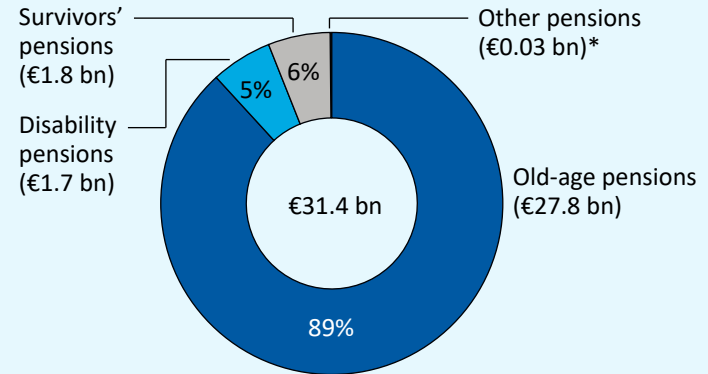
Pension expenditure  
in 2022

Earnings-related pension expenditure by sector in 2022



[Data in statistical database](#)

Earnings-related pension expenditure by pension benefit in 2022



[Data in statistical database](#)

## Earnings-related pension expenditure by pension benefit

In 2022, old-age pensions accounted for 27.8 billion euros (89%) of earnings-related pension expenditure. Disability pensions totalled 1.7 billion euros (5%) and survivors' pensions 1.8 billion euros (6%). Expenditure on farmers' special pensions amounted to 27 million euros and on part-time pensions to one million euros.



Old-age pensions accounted for 89 per cent of earnings-related pension expenditure.

## Statistics from the Finnish Centre for Pensions

The Finnish Centre for Pensions is a developer, expert and joint service producer of statutory pension provision. The Statistics series includes statistics from the various areas of pension provision. The statistics are based on register data of the pension system.



Finnish Centre for Pensions  
ELÄKETURVAKESKUS